



FORT WORTH EDUCATION PARTNERSHIP

The background of the entire page is a photograph of a classroom. In the foreground, a young girl with curly hair, wearing a red sweater, is sitting at a desk and writing in a notebook with a purple pen. Behind her, several other students are also sitting at desks, working on their assignments. The classroom has large windows in the background, letting in natural light. On the desk in the foreground, there is a metal mesh pencil holder filled with various colored pens and pencils, a notebook, and some papers.

City of Fort Worth STAAR Data Report:

Results from 2024 - 2025 for Students in Grades 3-8

Table of Contents

01 Citywide Data

02 District 2

03 District 3

04 District 4

05 District 5

06 District 6

07 District 7

08 District 8

09 District 9

10 District 10

11 District 11

12 Appendix

The City of Fort Worth

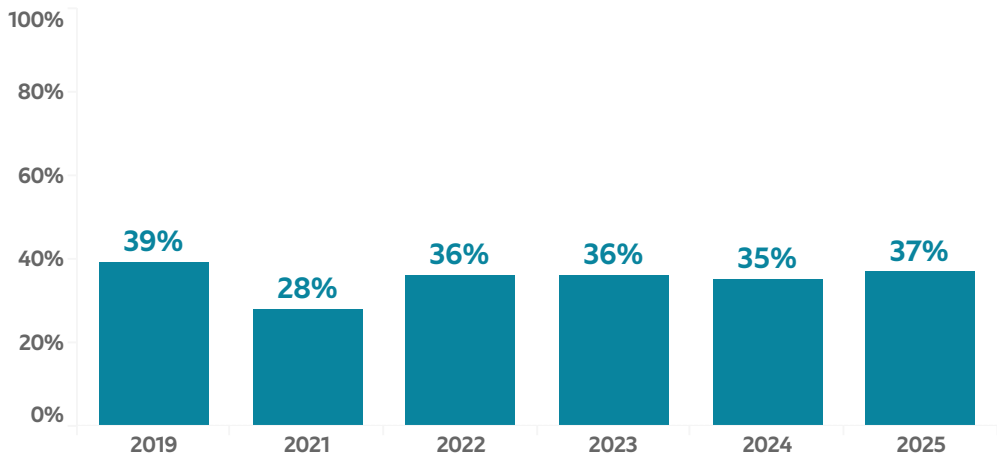
Mayor: Mattie Parker



Student Achievement Annual Data Comparison for STAAR 3-8 Exams

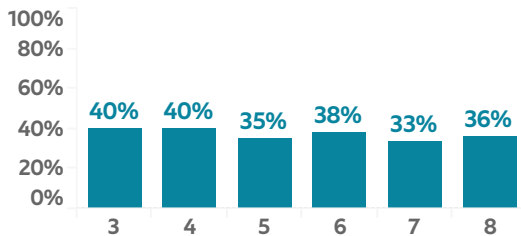
Students met grade-level standards 37% of the time on State of Texas tests (STAAR) for the 2024-2025 academic year in Grades 3-8 for Reading, Math, Science, and Social Studies. This represents a two percentage point increase relative to Spring 2024.

By Year

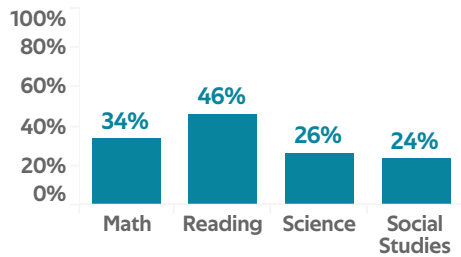


Percentage of Students that Met Grade Level Standards on Spring 2024 STAAR 3-8 Exams

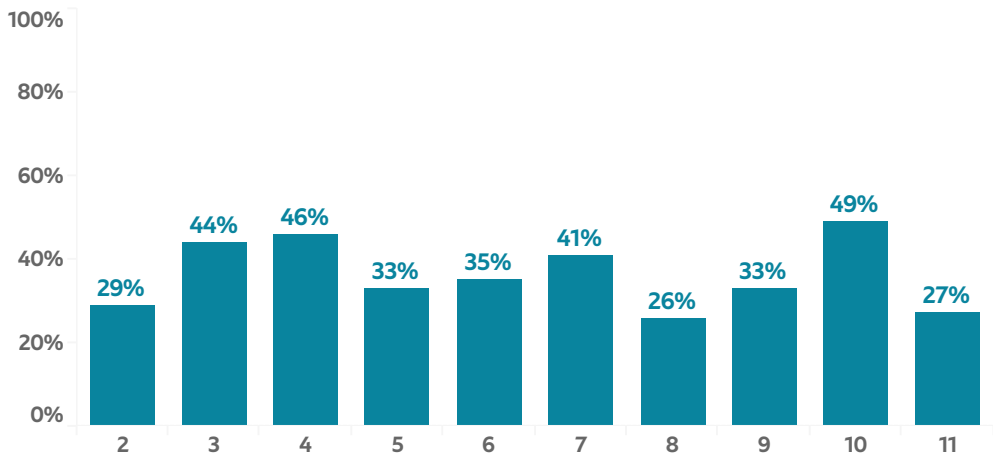
By Grade



By Subject



By Council District



Fort Worth City Council District 2

City Councilmember: Carlos Flores

18,559
students in
public schools

=

9,129
students in
Fort Worth ISD schools

+

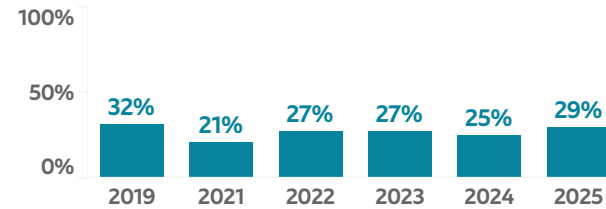
9,329
students in other
public ISD schools

+

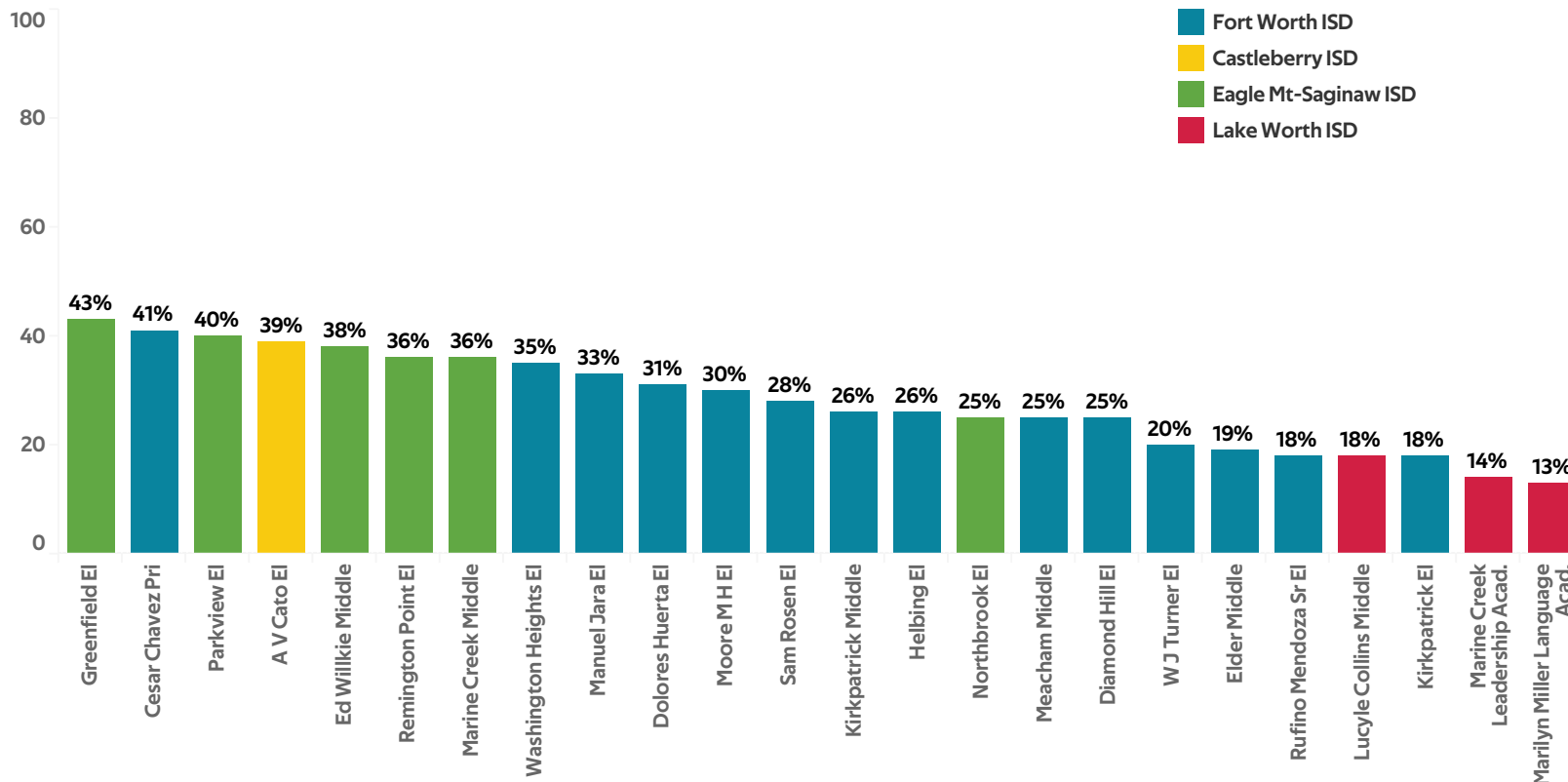
101
students in public
charter schools

Student Achievement Annual Data Comparison for STAAR 3-8 Exams

Students met grade-level standards 29% of the time on State of Texas tests (STAAR) for the 2024-2025 academic year in Grades 3-8 for Reading, Math, Science, and Social Studies. This represents a four percentage point increase relative to Spring 2024.



Percentage of Students Meeting Grade Level Standard



Percentage Point Growth in Students Meeting Grade Level: 2024-2025

- +14 Cesar Chavez Pri
- +10 Parkview EI
- +9 Meacham Middle
- +8 Dolores Huerta EI
- +7 Manuel Jara EI
- +7 Sam Rosen EI
- +5 Marilyn Miller Language Acad.
- +4 Elder Middle
- +4 Greenfield EI
- +4 Kirkpatrick Middle
- +4 Lucyle Collins Middle
- +3 Diamond Hill EI
- +3 Helbing EI
- +3 Marine Creek Middle
- +3 Washington Heights EI
- +2 Moore M H EI
- 1 Ed Willkie Middle
- 2 A V Cato EI
- 2 Rufino Mendoza Sr EI
- 3 Kirkpatrick EI
- 3 Northbrook EI
- 4 Remington Point EI
- 6 W J Turner EI
- 9 Marine Creek Leadership Acad.

Fort Worth City Council District 3

City Councilmember: Michael D. Crain

11,623

students in public schools

=

7,494

students in Fort Worth ISD schools

+

1,448

students in other public ISD schools

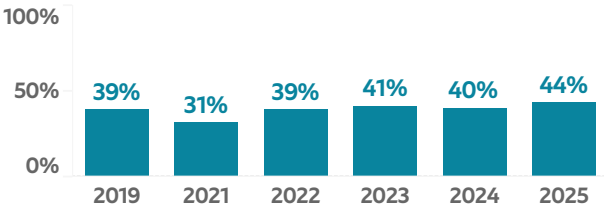
+

2,681

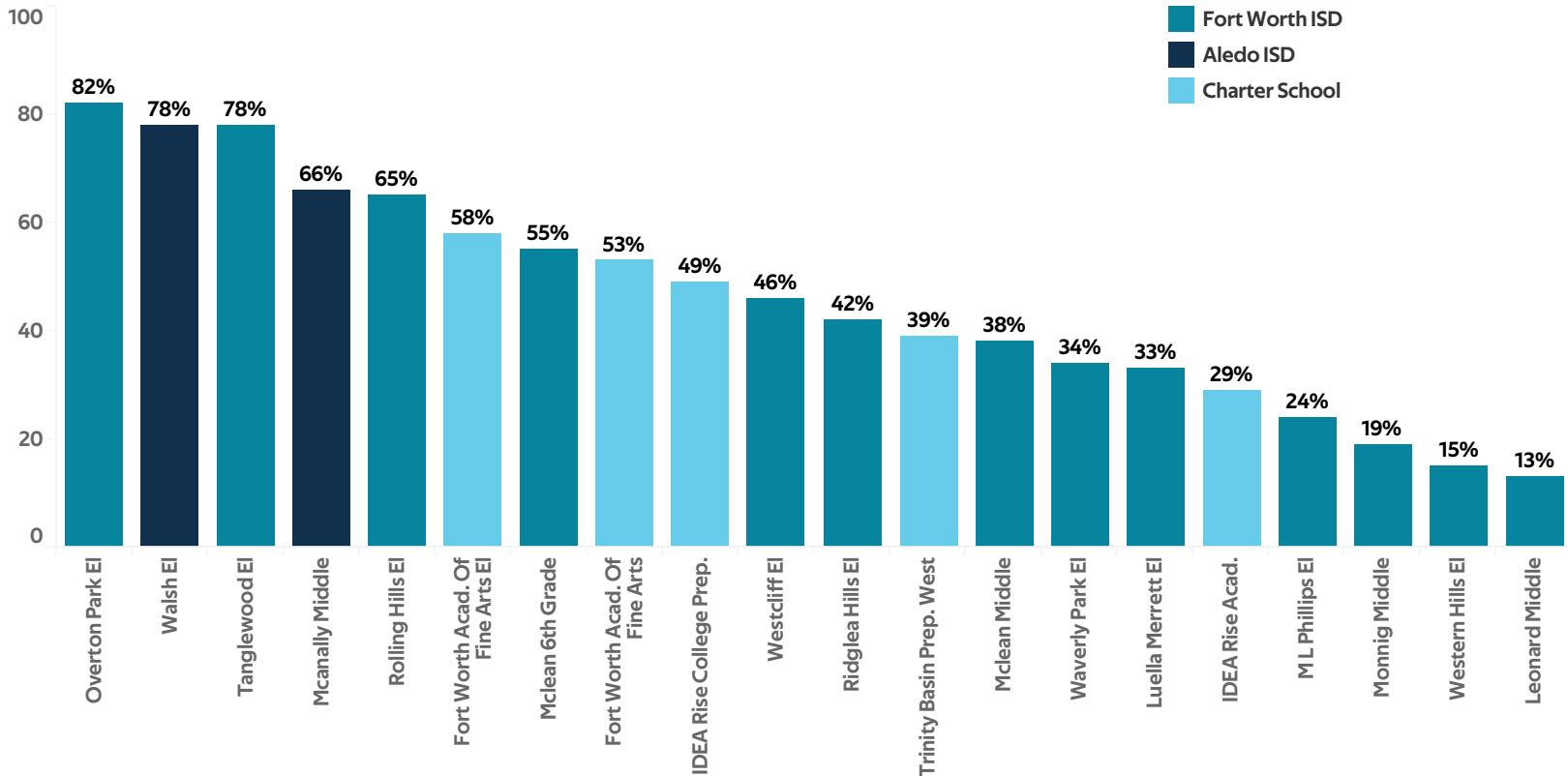
students in public charter schools

Student Achievement Annual Data Comparison for STAAR 3-8 Exams

Students met grade-level standards 44% of the time on State of Texas tests (STAAR) for the 2024-2025 academic year in Grades 3-8 for Reading, Math, Science, and Social Studies. This represents a four percentage point increase relative to Spring 2024.



Percentage of Students Meeting Grade Level Standard



Percentage Point Growth in Students Meeting Grade Level: 2024-2025

- +12 M L Phillips EI
- +8 Westcliff EI
- +7 Rolling Hills EI
- +5 Mcanally Middle
- +5 Monnig Middle
- +4 Mclean Middle
- +4 Tanglewood EI
- +4 Walsh EI
- +4 Waverly Park EI
- +3 Leonard Middle
- +3 Western Hills EI
- +2 Ridglea Hills EI
- +1 Fort Worth Acad. Of Fine Arts EI
- +1 Luella Merrett EI
- +1 Mclean 6th Grade
- 0 Fort Worth Acad. Of Fine Arts
- 1 IDEA Rise College Prep.
- 2 Trinity Basin Prep. West
- 3 Overton Park EI
- 5 IDEA Rise Acad.

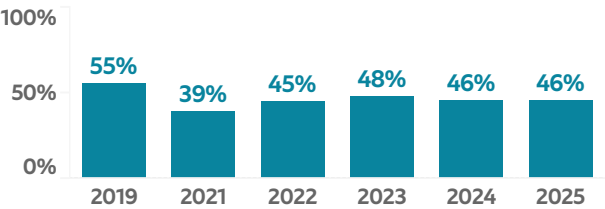
Fort Worth City Council District 4

City Councilmember: Charles Lauersdorf

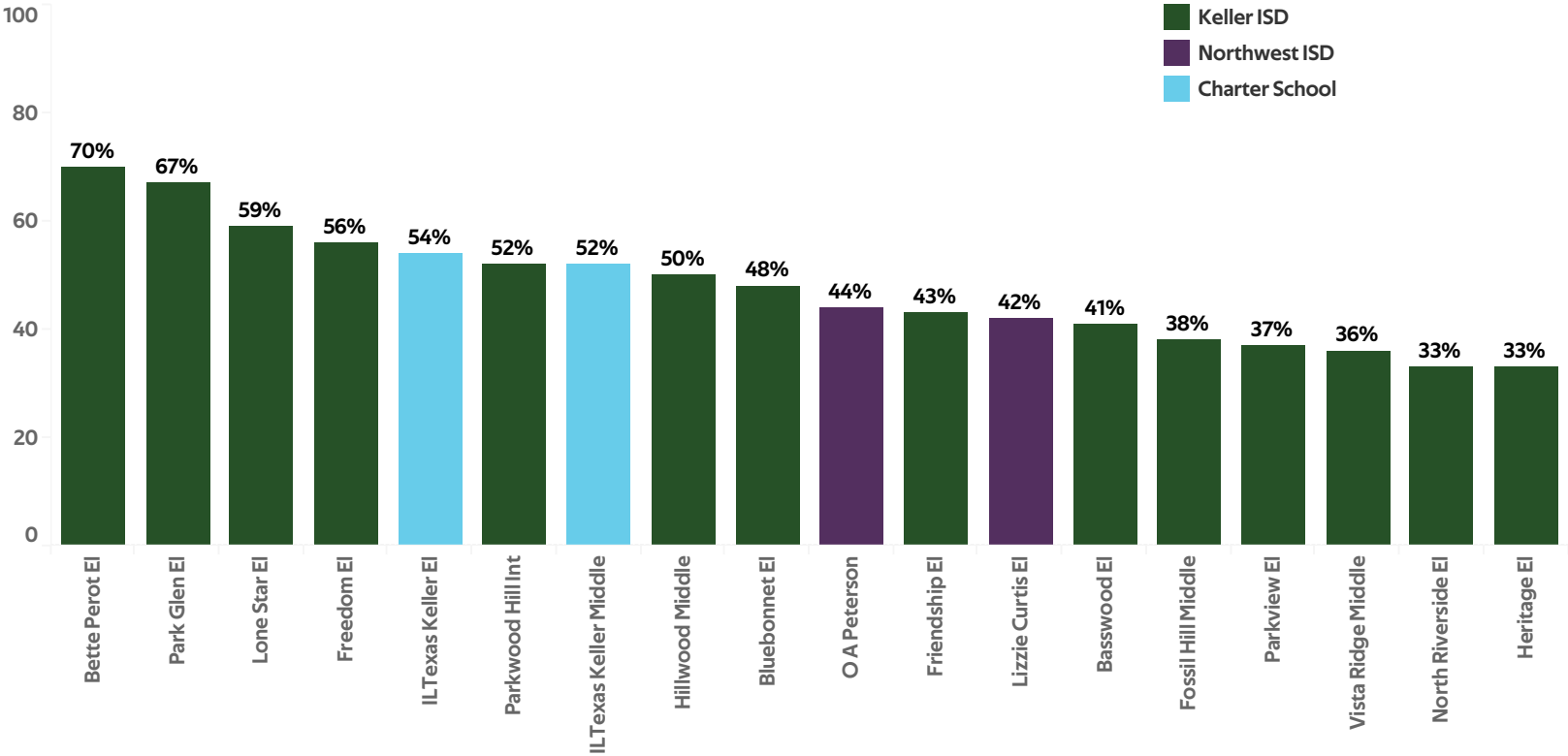


Student Achievement Annual Data Comparison for STAAR 3-8 Exams

Students met grade-level standards 46% of the time on State of Texas tests (STAAR) for the 2024-2025 academic year in Grades 3-8 for Reading, Math, Science, and Social Studies. This represents the same result as Spring 2024.



Percentage of Students Meeting Grade Level Standard



- Percentage Point Growth
in Students Meeting Grade Level:
2024-2025
- +4 Fossil Hill Middle
 - +3 Bette Perot EI
 - +3 O A Peterson
 - +3 Park Glen EI
 - +3 Vista Ridge Middle
 - +2 Freedom EI
 - +1 Basswood EI
 - +1 Bluebonnet EI
 - +1 Friendship EI
 - +1 ILTexas Keller EI
 - +1 ILTexas Keller Middle
 - +1 Parkwood Hill Int
 - 1 Lone Star EI
 - 1 North Riverside EI
 - 2 Hillwood Middle
 - 4 Heritage EI
 - 4 Parkview EI
 - 5 Lizzie Curtis EI

Fort Worth City Council District 5

City Councilmember: Deborah Peoples

9,959
students in
public schools

=

5,167
students in
Fort Worth ISD schools

+

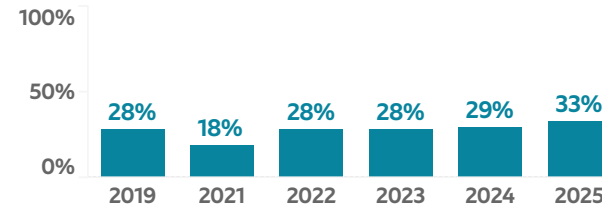
1,333
students in other
public ISD schools

+

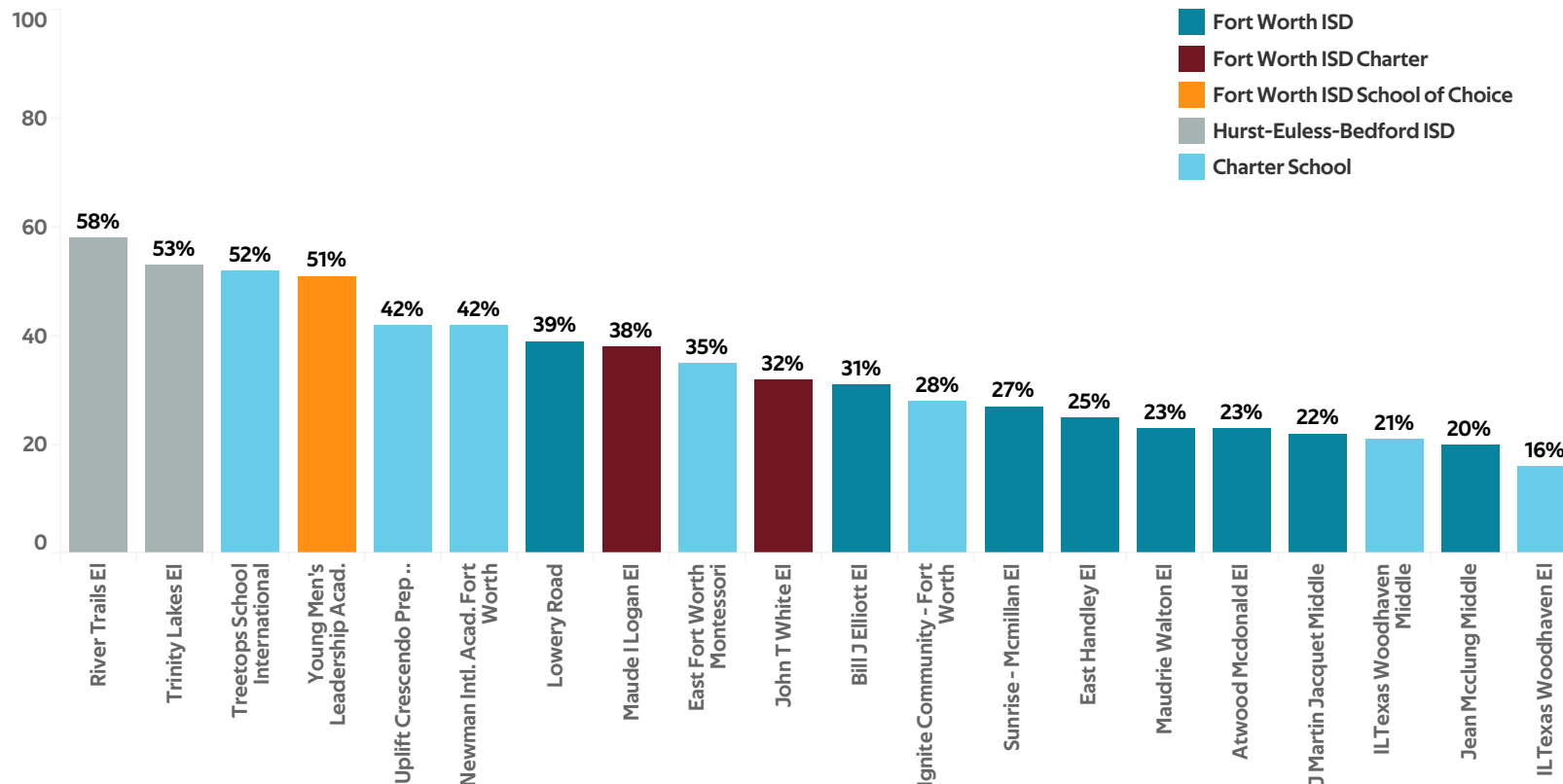
3,459
students in public
charter schools

Student Achievement Annual Data Comparison for STAAR 3-8 Exams

Students met grade-level standards 33% of the time on State of Texas tests (STAAR) for the 2024-2025 academic year in Grades 3-8 for Reading, Math, Science, and Social Studies. This represents a four percentage point increase relative to Spring 2024.



Percentage of Students Meeting Grade Level Standard



Percentage Point Growth in Students Meeting Grade Level: 2024-2025

- +10 Newman Intl. Acad. Fort Worth
- +9 Young Men's Leadership Acad.
- +8 John T White EI
- +6 IL Texas Woodhaven Middle
- +6 Lowery Road
- +5 Sunrise - Mcmillan EI
- +5 Trinity Lakes EI
- +4 East Handley EI
- +4 J Martin Jacquet Middle
- +3 Bill J Elliott EI
- +3 Jean McClung Middle
- +3 Maude I Logan EI
- +1 IL Texas Woodhaven EI
- +1 Uplift Crescendo Prep Ps
- 0 Atwood McDonald EI
- 0 East Fort Worth Montessori
- 1 Ignite Community - Fort Worth
- 1 River Trails EI
- 5 Maudrie Walton EI
- 15 Treetops School International

Fort Worth City Council District 6

City Councilmember: Mia Hall

16,627
students in
public schools

=

4,289
students in
Fort Worth ISD schools

+

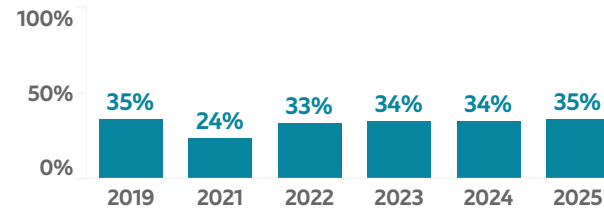
9,872
students in other
public ISD schools

+

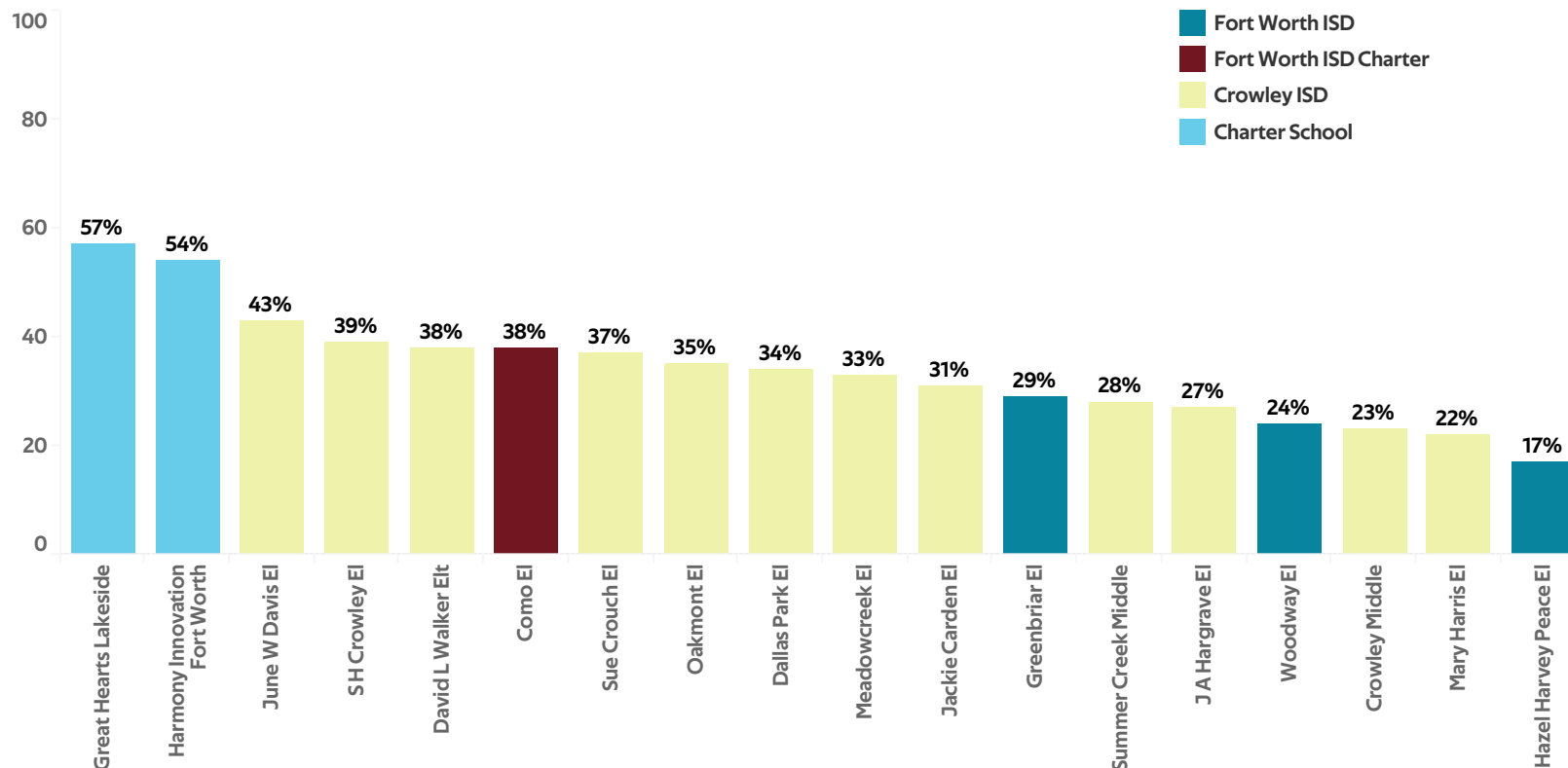
2,466
students in public
charter schools

Student Achievement Annual Data Comparison for STAAR 3-8 Exams

Students met grade-level standards 35% of the time on State of Texas tests (STAAR) for the 2024-2025 academic year in Grades 3-8 for Reading, Math, Science, and Social Studies. This represents a one percentage point increase relative to Spring 2024.



Percentage of Students Meeting Grade Level Standard



Percentage Point Growth in Students Meeting Grade Level: 2024-2025

- +9 Sue Crouch EI
- +5 Dallas Park EI
- +4 Greenbriar EI
- +4 SH Crowley EI
- +3 Como EI
- +3 Hazel Harvey Peace EI
- +2 Great Hearts Lakeside
- +1 David L Walker Elt
- +1 June W Davis EI
- +1 Oakmont EI
- +1 Woodway EI
- 0 Crowley Middle
- 0 Harmony Innovation Fort Worth
- 0 Meadowcreek EI
- 0 Summer Creek Middle
- 3 Mary Harris EI
- 6 Jackie Carden EI
- 9 J A Hargrave EI

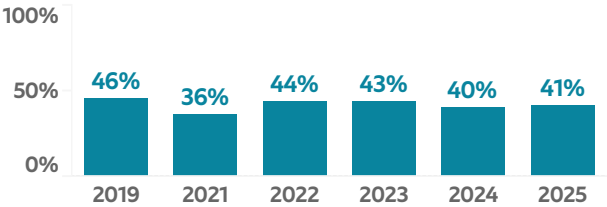
Fort Worth City Council District 7

City Councilmember: Macy Hill

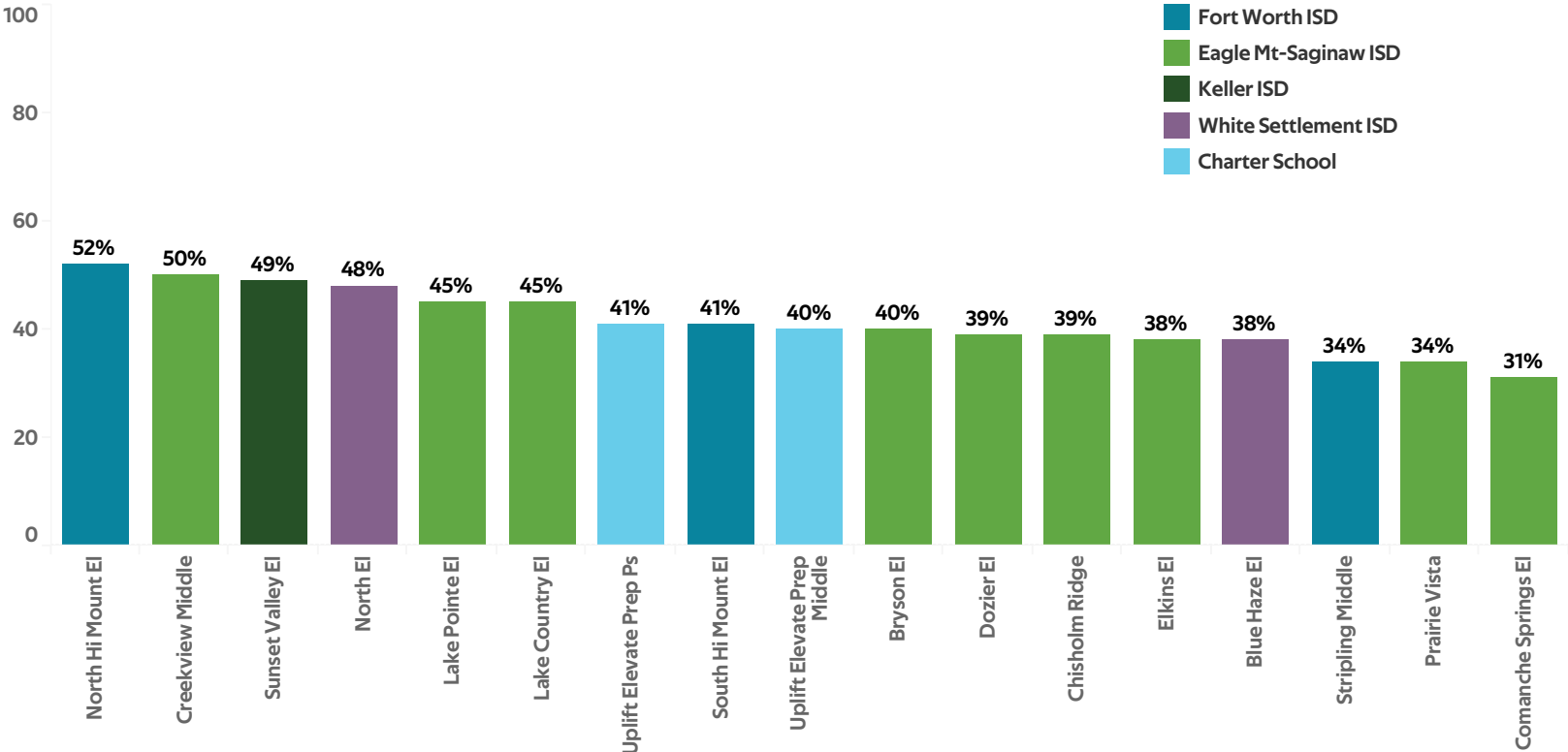


Student Achievement Annual Data Comparison for STAAR 3-8 Exams

Students met grade-level standards 41% of the time on State of Texas tests (STAAR) for the 2024-2025 academic year in Grades 3-8 for Reading, Math, Science, and Social Studies. This represents a one percentage point increase relative to Spring 2024.



Percentage of Students Meeting Grade Level Standard



Percentage Point Growth in Students Meeting Grade Level: 2024-2025

- +6 North Hi Mount EI
- +6 Uplift Elevate Prep Ps
- +5 Lake Pointe EI
- +4 Lake Country EI
- +4 South Hi Mount EI
- +3 Chisholm Ridge
- +3 Stripling Middle
- +1 Elkins EI
- 0 Bryson EI
- 1 Prairie Vista
- 1 Sunset Valley EI
- 2 Blue Haze EI
- 2 Dozier EI
- 2 Uplift Elevate Prep Middle
- 3 Comanche Springs EI
- 5 Creekview Middle
- 5 North EI

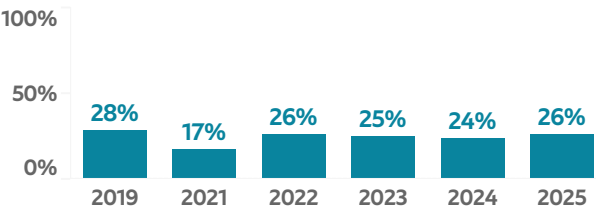
Fort Worth City Council District 8

City Councilmember: Chris Nettles

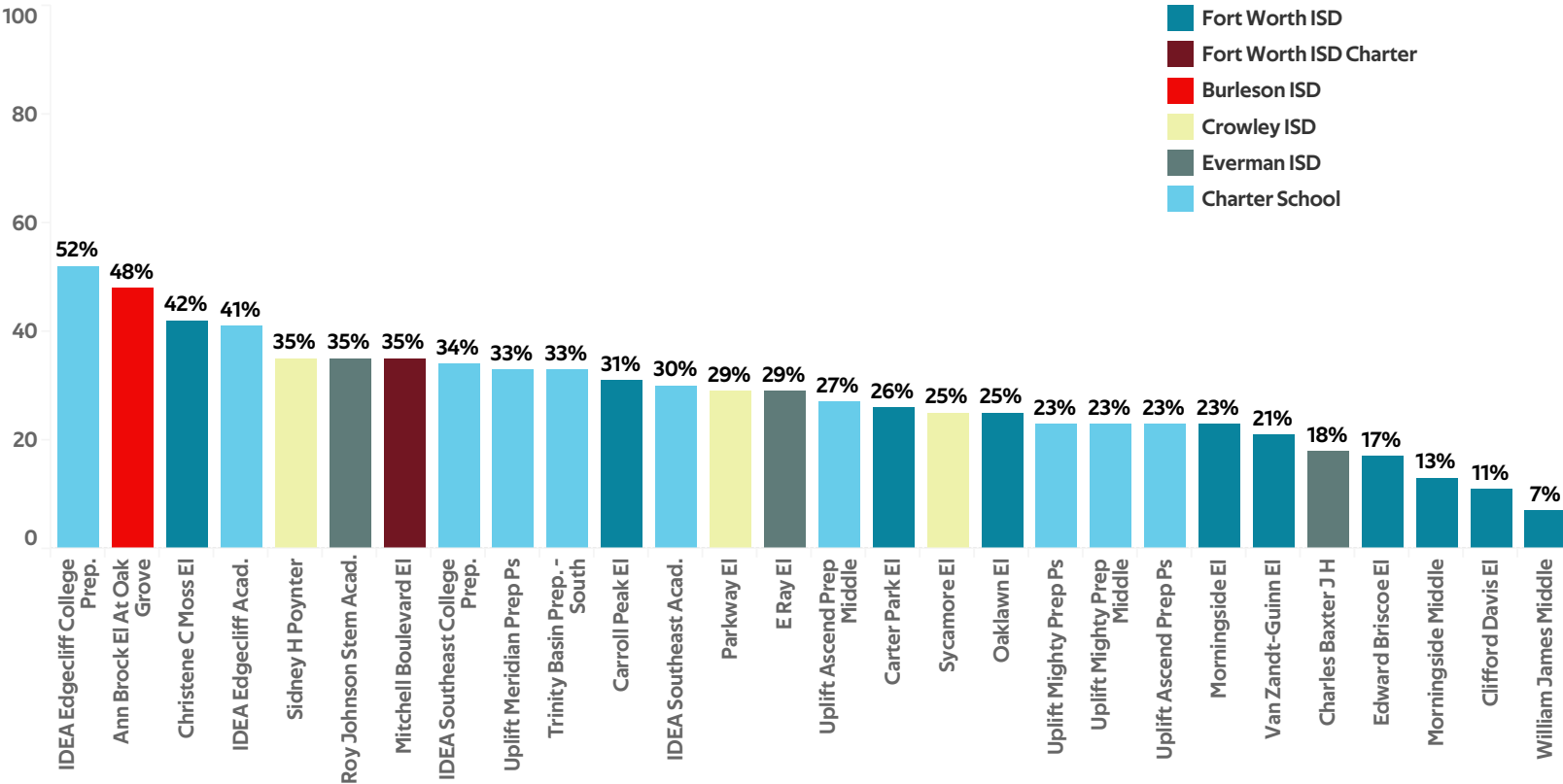


Student Achievement Annual Data Comparison for STAAR 3-8 Exams

Students met grade-level standards 26% of the time on State of Texas tests (STAAR) for the 2024-2025 academic year in Grades 3-8 for Reading, Math, Science, and Social Studies. This represents a two percentage point increase relative to Spring 2024.



Percentage of Students Meeting Grade Level Standard



- Percentage Point Growth in Students Meeting Grade Level: 2024-2025
- +11 Oaklawn El
 - +10 Christene C Moss El
 - +8 Carter Park El
 - +8 Trinity Basin Prep. - South
 - +7 Edward Briscoe El
 - +5 Clifford Davis El
 - +5 Sidney H Poynter
 - +5 Uplift Ascend Prep Middle
 - +4 Carroll Peak El
 - +4 IDEA Southeast Acad.
 - +3 Charles Baxter J H
 - +3 IDEA Edgecliff Acad.
 - +2 Morningside El
 - +2 Morningside Middle
 - +2 Uplift Ascend Prep Ps
 - +2 Uplift Meridian Prep Ps
 - +1 IDEA Southeast College Prep.
 - +1 Mitchell Boulevard El
 - +1 Uplift Mighty Prep Middle
 - 0 E Ray El
 - 0 Parkway El
 - 0 Van Zandt-Guinn El
 - 0 William James Middle
 - 1 Ann Brock El At Oak Grove
 - 1 Roy Johnson Stem Acad.
 - 3 IDEA Edgecliff College Prep.
 - 3 Uplift Mighty Prep Ps
 - 6 Sycamore El

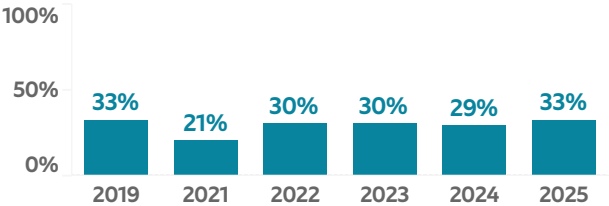
Fort Worth City Council District 9

City Councilmember: Elizabeth M. Beck

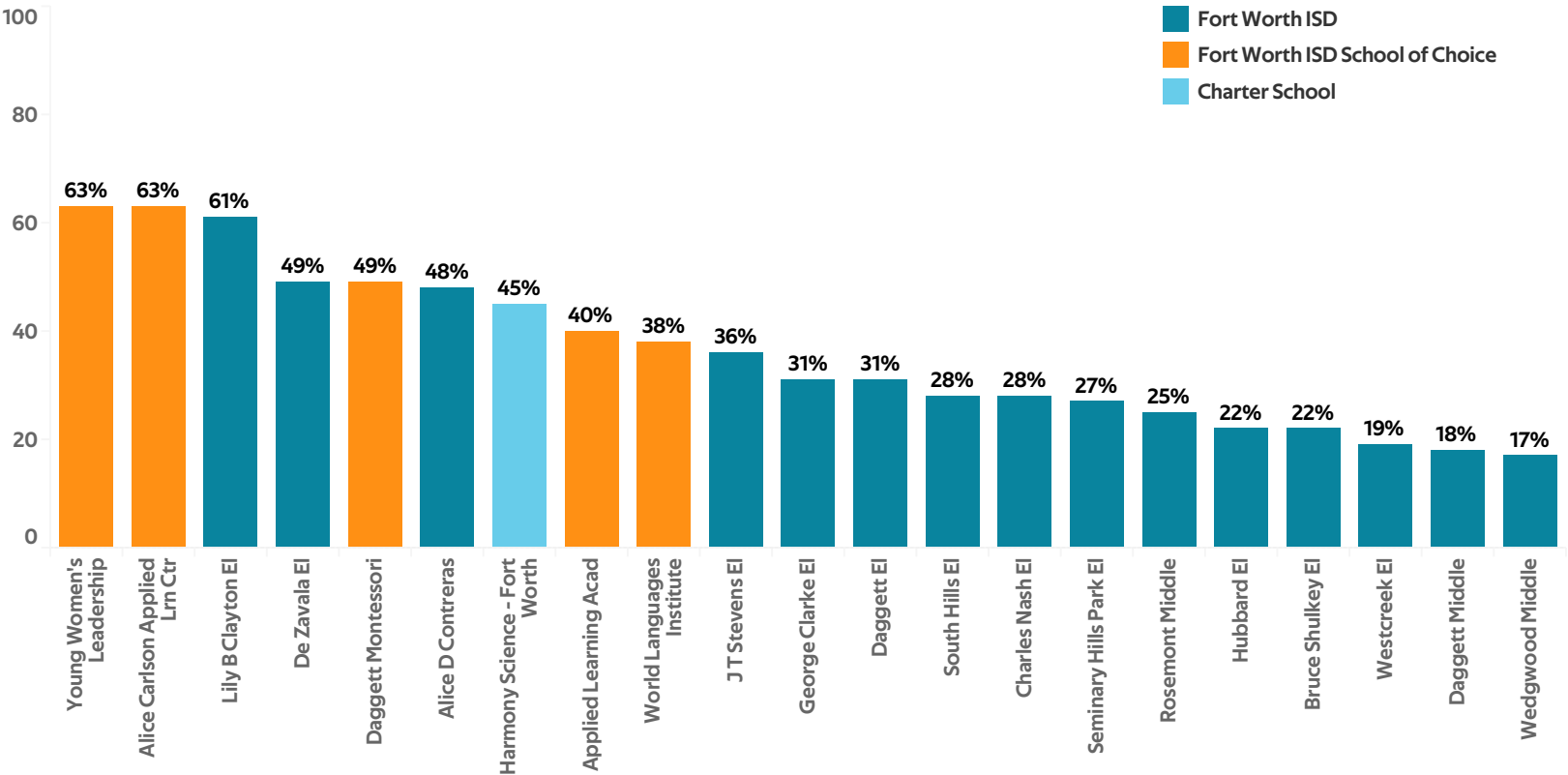


Student Achievement Annual Data Comparison for STAAR 3-8 Exams

Students met grade-level standards 33% of the time on State of Texas tests (STAAR) for the 2024-2025 academic year in Grades 3-8 for Reading, Math, Science, and Social Studies. This represents a four percentage point increase relative to Spring 2024.



Percentage of Students Meeting Grade Level Standard



Percentage Point Growth in Students Meeting Grade Level: 2024-2025

- +13 J T Stevens EI
- +12 Alice Carlson Applied Lrn Ctr
- +9 Alice D Contreras
- +9 Lily B Clayton EI
- +8 Daggett Middle
- +8 Young Women's Leadership
- +7 Bruce Shulkey EI
- +6 Wedgwood Middle
- +5 Applied Learning Acad
- +5 World Languages Institute
- +4 Daggett Montessori
- +4 Harmony Science - Fort Worth
- +4 Hubbard EI
- +4 Rosemont Middle
- 0 De Zavala EI
- 0 George Clarke EI
- 0 Seminary Hills Park EI
- 2 Westcreek EI
- 3 South Hills EI
- 6 Charles Nash EI
- 6 Daggett EI

Fort Worth City Council District 10

City Councilmember: Alan Blaylock

26,749
students in
public schools

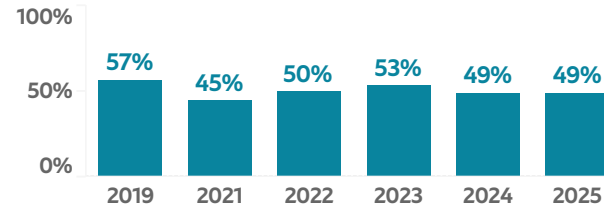
= **0**
students in
Fort Worth ISD schools

+ **25,083**
students in other
public ISD schools

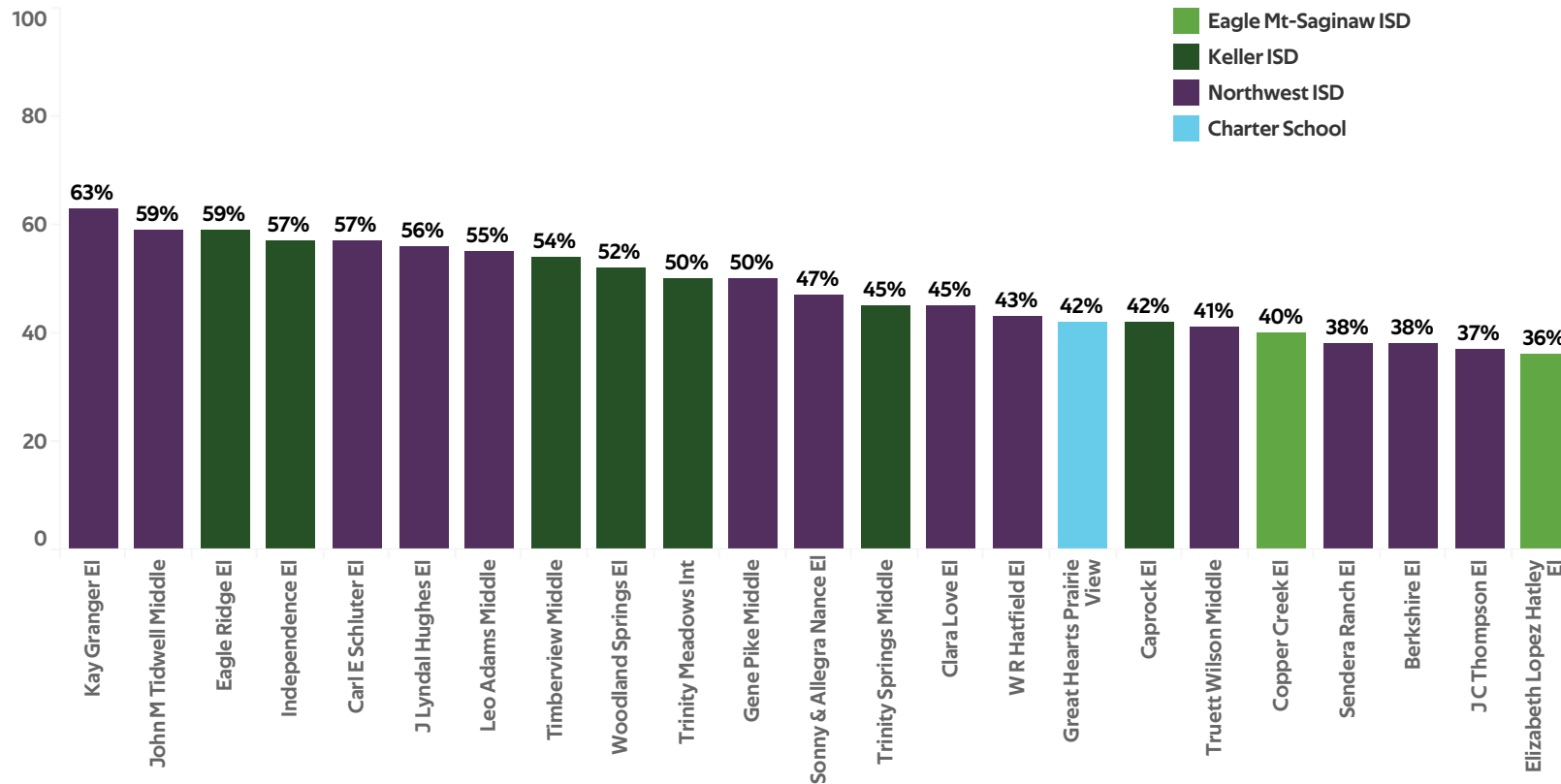
+ **1,666**
students in public
charter schools

Student Achievement Annual Data Comparison for STAAR 3-8 Exams

Students met grade-level standards 49% of the time on State of Texas tests (STAAR) for the 2024-2025 academic year in Grades 3-8 for Reading, Math, Science, and Social Studies. This represents the same result as Spring 2024.



Percentage of Students Meeting Grade Level Standard



Percentage Point Growth in Students Meeting Grade Level: 2024-2025

- +8 Clara Love EI
- +8 Elizabeth Lopez Hatley EI
- +6 Eagle Ridge EI
- +6 Sendera Ranch EI
- +4 Leo Adams Middle
- +3 J Lyndal Hughes EI
- +3 Kay Granger EI
- +2 Berkshire EI
- +1 Carl E Schluter EI
- +1 Trinity Meadows Int
- +1 Truett Wilson Middle
- 0 Caprock EI
- 0 Great Hearts Prairie View
- 0 J C Thompson EI
- 1 Copper Creek EI
- 1 Independence EI
- 1 Sonny & Allegra Nance EI
- 2 W R Hatfield EI
- 4 Gene Pike Middle
- 4 John M Tidwell Middle
- 4 Timberview Middle
- 4 Trinity Springs Middle
- 10 Woodland Springs EI

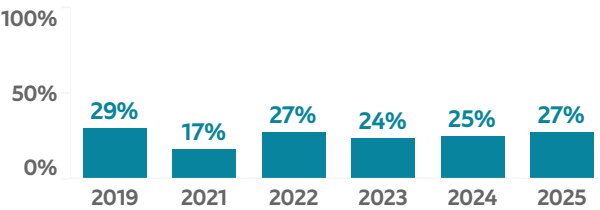
Fort Worth City Council District 11

City Councilmember: Jeanette Martinez

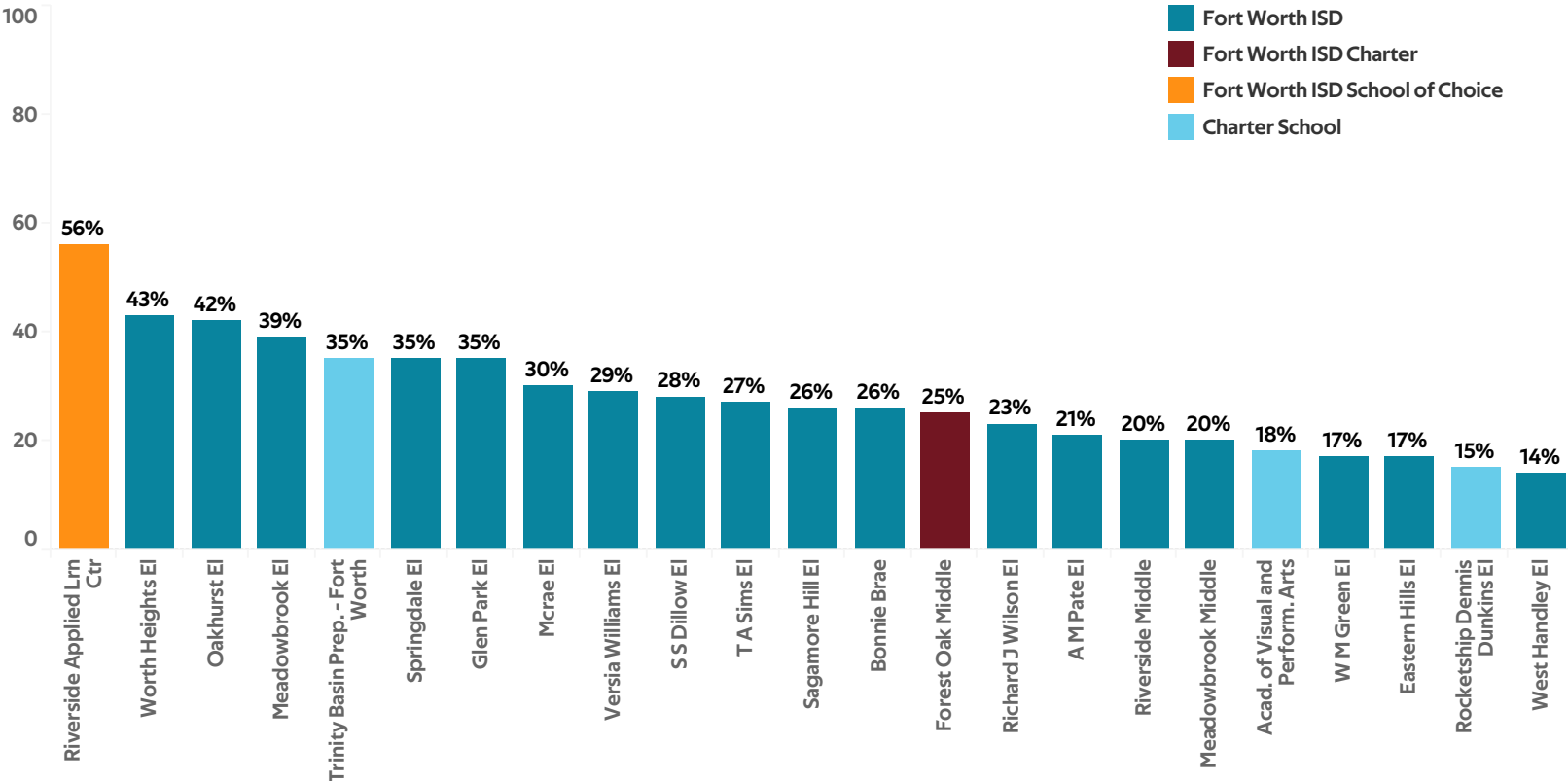


Student Achievement Annual Data Comparison for STAAR 3-8 Exams

Students met grade-level standards 27% of the time on State of Texas tests (STAAR) for the 2024-2025 academic year in Grades 3-8 for Reading, Math, Science, and Social Studies. This represents a two percentage point increase relative to Spring 2024.



Percentage of Students Meeting Grade Level Standard



Percentage Point Growth in Students Meeting Grade Level: 2024-2025

- +13 Riverside Applied Lrn Ctr
- +11 Mcrae EI
- +10 Oakhurst EI
- +9 Versia Williams EI
- +8 Bonnie Brae
- +5 Eastern Hills EI
- +5 Meadowbrook Middle
- +4 Springdale EI
- +4 Worth Heights EI
- +3 Glen Park EI
- +3 T A Sims EI
- +3 W M Green EI
- +2 Meadowbrook EI
- +2 Richard J Wilson EI
- +2 Riverside Middle
- +2 SS Dillow EI
- +2 Sagamore Hill EI
- +1 A M Pate EI
- 0 Forest Oak Middle
- 0 Trinity Basin Prep. - Fort Worth
- 1 Rocketship Dennis Dunkins EI
- 3 Acad. of Visual and Perform. Arts
- 3 West Handley EI

Appendix

General Notes

- Percentages indicate the percentage of assessments that received a 'Meets Grade Level' or above performance standard across all 3-8 STAAR and STAAR Spanish exams taken within a school or Council District.
- Enrollment data is from School Year 2024-2025 Campus Student Program and Special Populations PEIMS Reports, as reported by TEA.¹

Geographic Boundaries

- For each City Council District, geographic boundaries were determined using maps from the City of Fort Worth² overlaid with school site locations from TEA's School Locator Map.³ If the map overlay was unclear, the City's 'One Address' tool was used to verify the city council district.⁴
- The City of Fort Worth implemented new City Council District boundaries in Spring 2023, including the addition of 2 new City Council districts. For longitudinal Council District comparisons, all campuses are included as if they were always located in the current Council District, to allow for an apples-to-apples comparison.
- All public schools open in School Year 2024-2025, containing at least one grade level within 3-8 and located within the geographic boundaries of the council district were included in published test results, except for those registered for Alternative Education Accountability.
- All public schools open in School Year 2024-2025 and located within the geographic boundaries of the council district were included in enrollment counts regardless of grade levels or AEA designation.

¹ <https://tea.texas.gov/reports-and-data/student-data/standard-reports/peims-standard-reports>

² <https://gisapps.fortworthtexas.gov/Html5Viewer/?viewer=cityservices>

³ <https://tea-texas.maps.arcgis.com/apps/webappviewer/index.html?id=51f0c8fa684c4d399d8d182e6edd5d97>

⁴ <https://oneaddress.fortworthtexas.gov/>

Data Analysis

- STAAR and STAAR Spanish 3-8 raw data is from TEA's Texas Assessment Research Portal.⁵ This released data is raw assessment data and is not comparable to accountability data tables or Texas Academic Performance Reports (TAPR) from TEA.
- School and Council District Data includes results from 3-8 STAAR subject exams (Reading, Math, Science and Social Studies). Writing is only included for the prior years when it was a standalone exam. This analysis did not include results from STAAR 3-8 Alternate 2 exams or STAAR End of Course exams. STAAR performance standards relate levels of test performance to the expectations defined in the state-mandated curriculum standards, known as the Texas Essential Knowledge and Skills (TEKS). Cut scores distinguish between performance levels.⁶
- The shift to the new Texas Assessment Research Portal removed the ability to automatically aggregate English and Spanish test counts, leading to increased masked test counts (counts <10) than in previous years. When test counts at the 'Meets' level are masked, that subset of test counts is also removed from the 'Total Tests' denominator.

Raw Conversion Table

The figures below represent the minimum number of correct answers (raw score) out of the total questions required to achieve 'Meets Grade Level' on each STAAR assessment.⁷

	Reading		Math		Science		Social Studies	
	English	Spanish	English	Spanish	English	Spanish	English	Spanish
3rd Grade	27/52	33/52	22/37	22/37				
4th Grade	28/52	31/52	24/40	24/40				
5th Grade	30/52	34/52	26/42	26/42	26/39	26/39		
6th Grade	31/56		25/43					
7th Grade	33/56		26/46					
8th Grade	32/56		25/48		26/46		30/49	

To search for student population information, test scores, accountability ratings, and other information by school name, visit txschools.gov.

⁵ <https://txresearchportal.com/>

⁶ <https://tea.texas.gov/student-assessment/testing/taar/taar-performance-standards>

⁷ <https://tea.texas.gov/student-assessment/testing/student-assessment-results/raw-score-conversion-tables>

Fort Worth Education Partnership's mission is to support, invest in, and coordinate opportunities that increase access to a high-quality education.

