

City of Fort Worth STAAR Data Report:

Results from 2023 - 2024 for Students in Grades 3-8

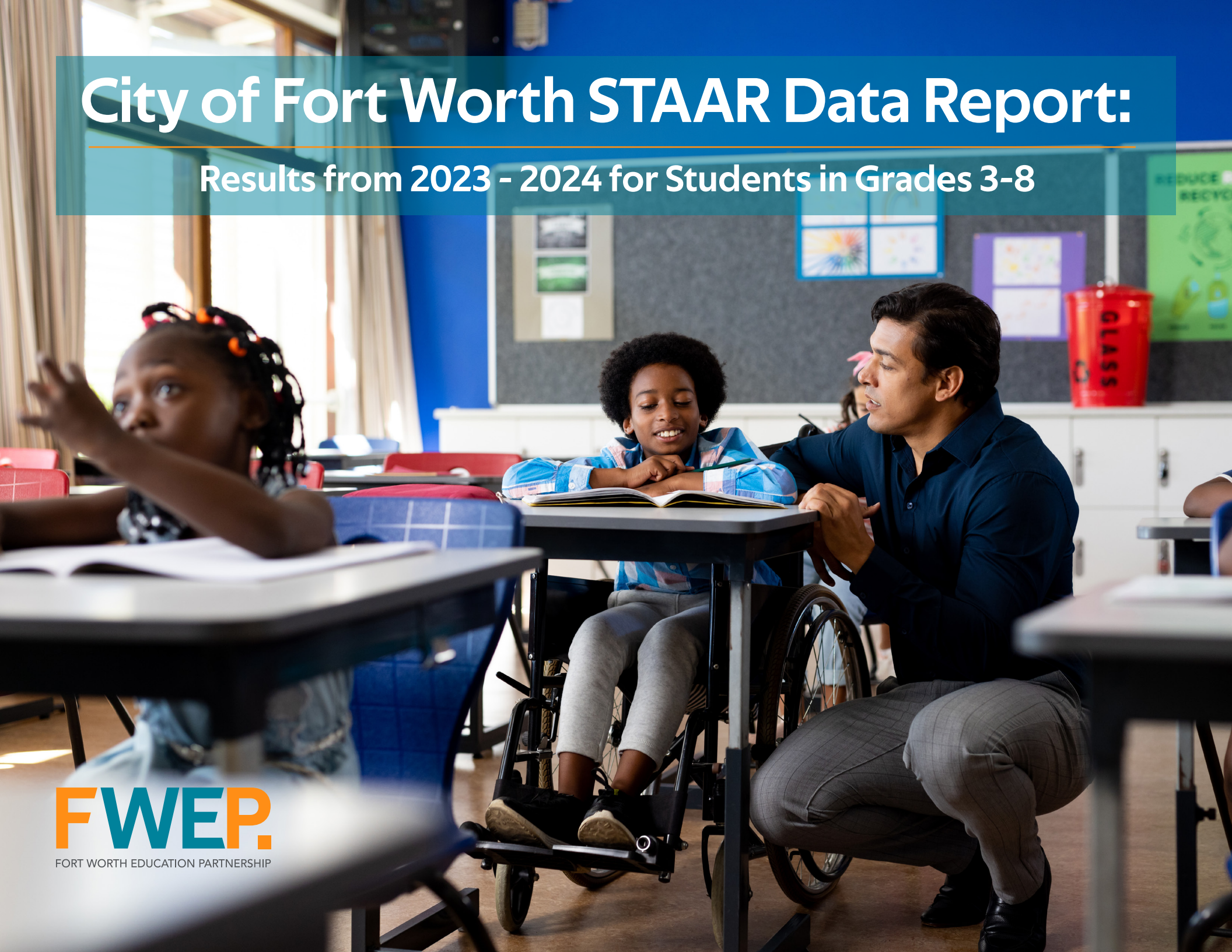


Table of Contents

03 Citywide Data

04 District 2

05 District 3

06 District 4

07 District 5

08 District 6

09 District 7

10 District 8

11 District 9

12 District 10

13 District 11

14 Appendix

The City of Fort Worth

Mayor: Mattie Parker

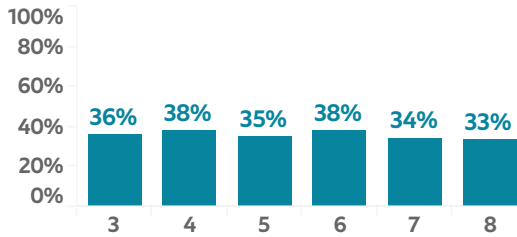


Student Achievement Annual Data Comparison for STAAR 3-8 Exams

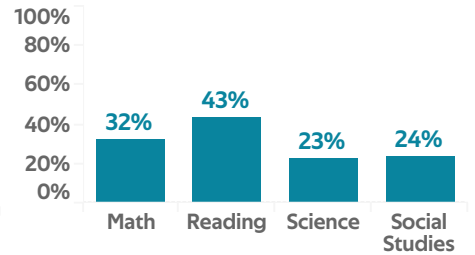
Students met grade-level standards 35% of the time on State of Texas tests (STAAR) for the 2023-2024 academic year in Grades 3-8 for Reading, Math, Science, and Social Studies. This represents a one percentage point decrease relative to Spring 2023.

Percentage of Students that Met Grade Level Standards on Spring 2024 STAAR 3-8 Exams

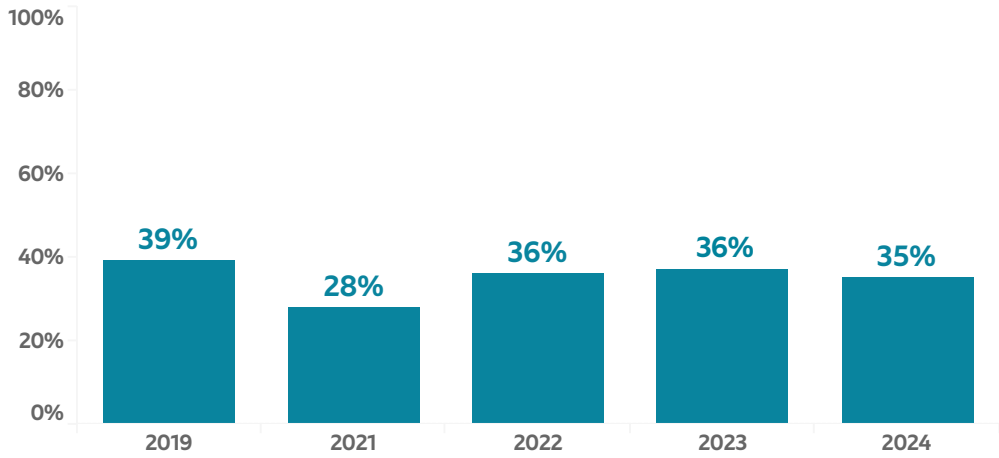
By Grade



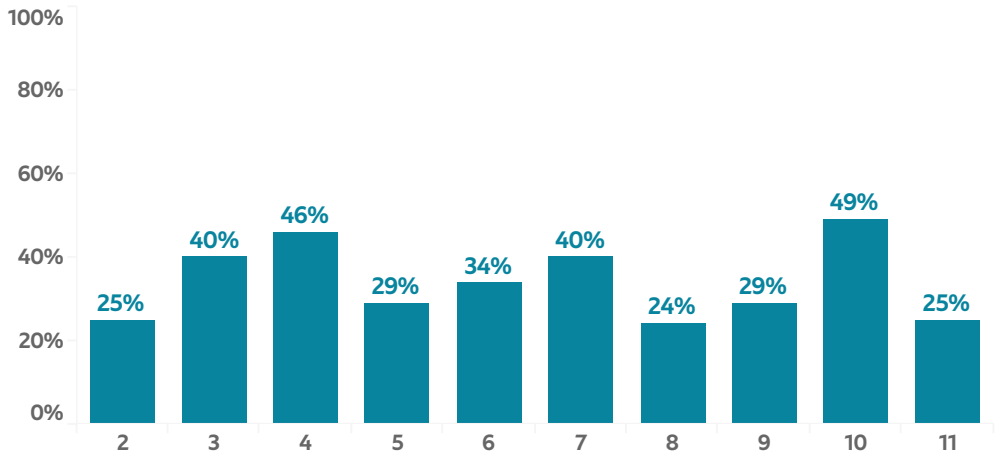
By Subject



By Year



By Council District



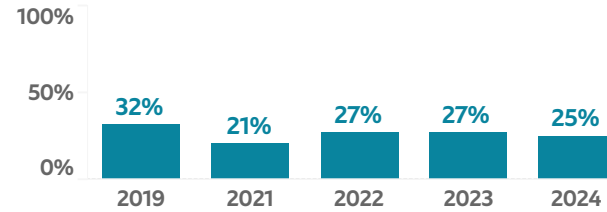
Fort Worth City Council District 2

City Councilmember: Carlos Flores

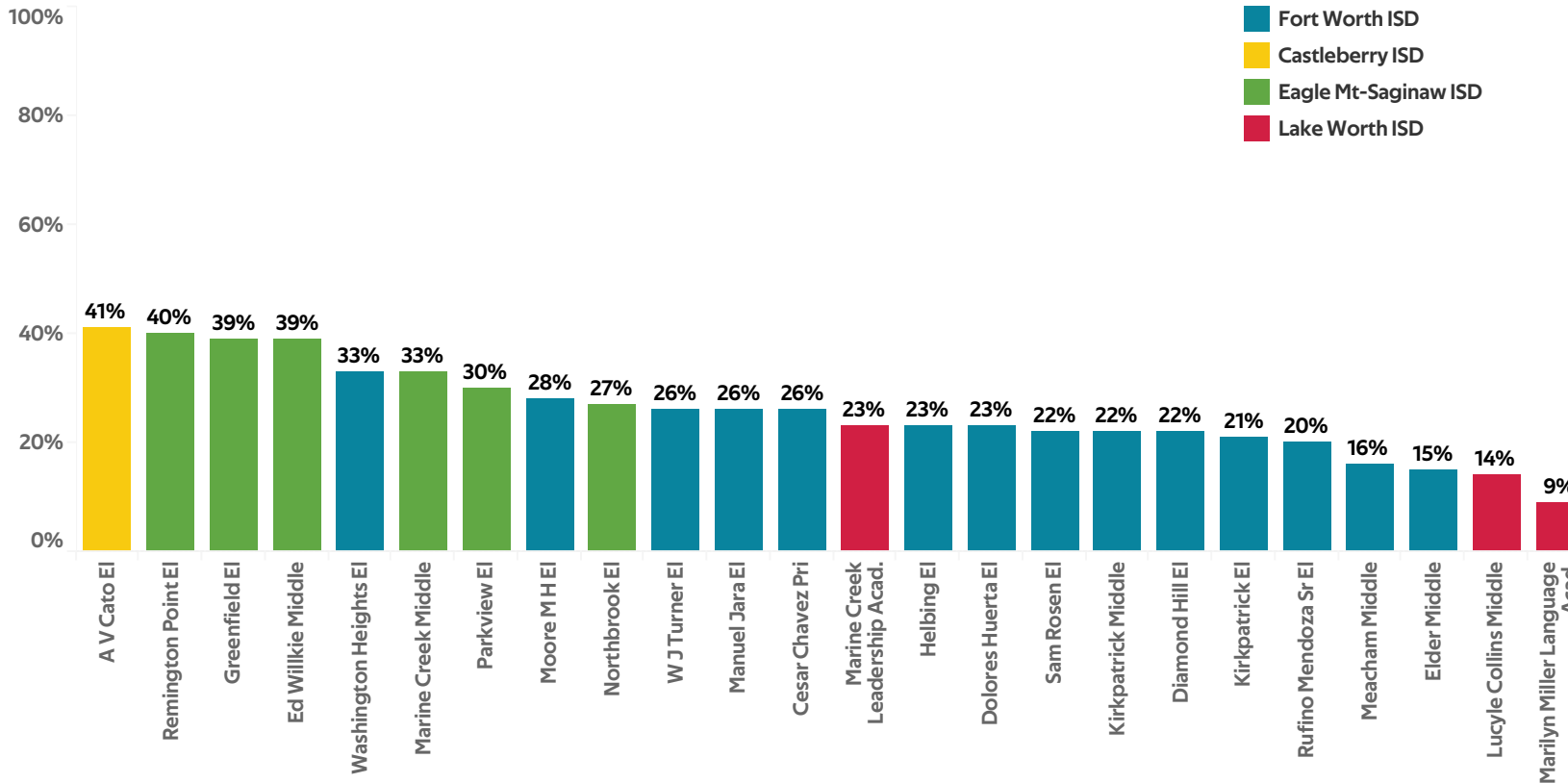


Student Achievement Annual Data Comparison for STAAR 3-8 Exams

Students met grade-level standards 25% of the time on State of Texas tests (STAAR) for the 2023-2024 academic year in Grades 3-8 for Reading, Math, Science, and Social Studies. This represents a two percentage point decrease relative to Spring 2023.



Percentage of Students Meeting Grade Level Standard



Percentage Point Growth in Students Meeting Grade Level: 2023-2024

- +6 W J Turner EI
- +2 Marine Creek Leadership Acad.
- +1 AV Cato EI
- +1 Remington Point EI
- 0 Cesar Chavez Pri
- 0 Elder Middle
- 0 Manuel Jara EI
- 0 Moore M H EI
- 0 Washington Heights EI
- 1 Kirkpatrick EI
- 2 Ed Willkie Middle
- 2 Kirkpatrick Middle
- 2 Marine Creek Middle
- 2 Meacham Middle
- 2 Northbrook EI
- 3 Diamond Hill EI
- 3 Helbing EI
- 4 Dolores Huerta EI
- 4 Lucyle Collins Middle
- 4 Marilyn Miller Language Acad.
- 4 Rufino Mendoza Sr EI
- 6 Sam Rosen EI
- 7 Parkview EI
- 9 Greenfield EI

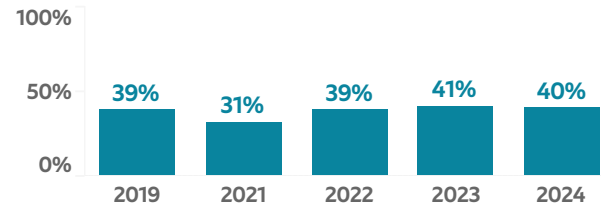
Fort Worth City Council District 3

City Councilmember: Michael D. Crain

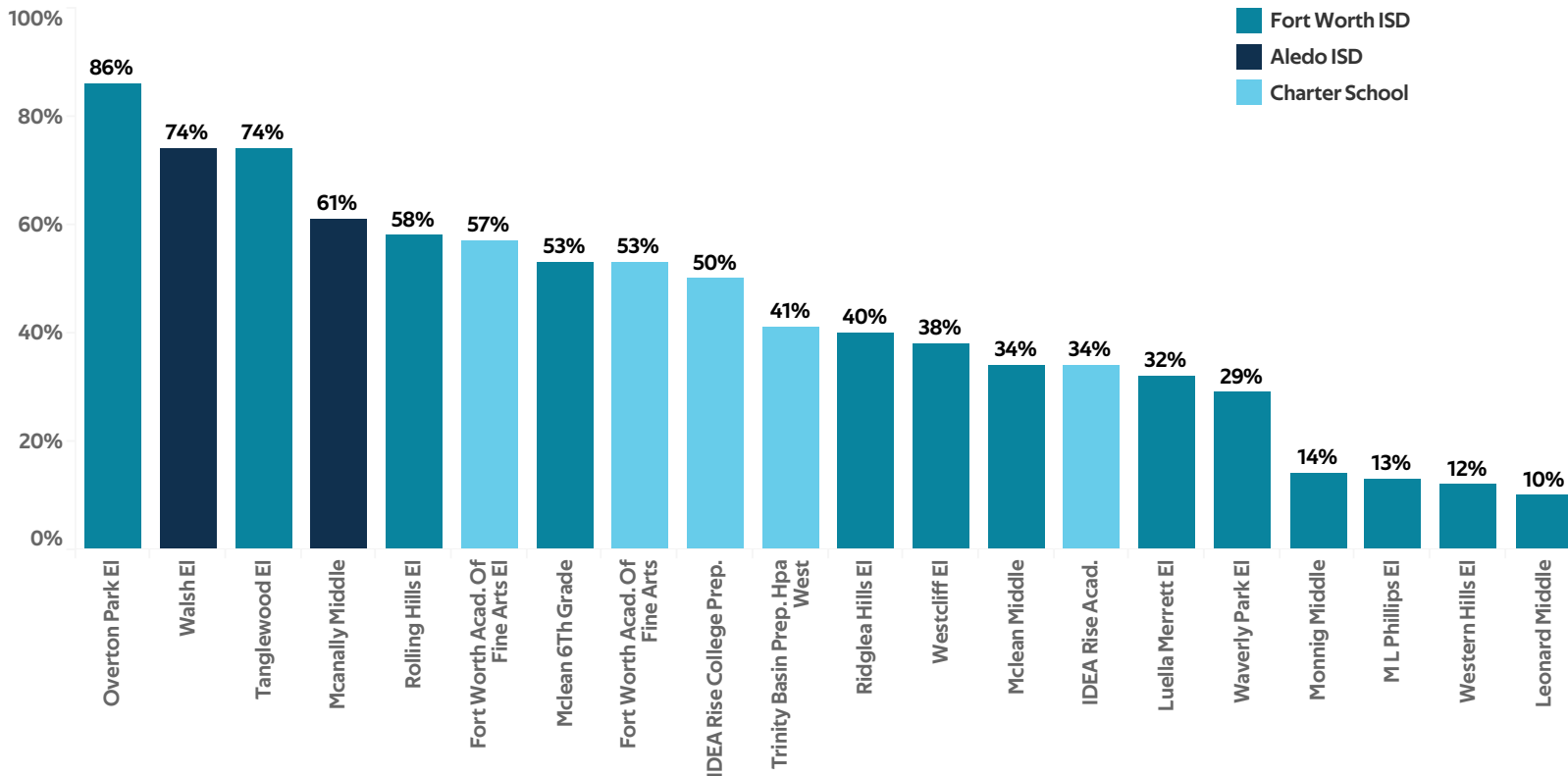


Student Achievement Annual Data Comparison for STAAR 3-8 Exams

Students met grade-level standards 40% of the time on State of Texas tests (STAAR) for the 2023-2024 academic year in Grades 3-8 for Reading, Math, Science, and Social Studies. This represents a one percentage point decrease relative to Spring 2023.



Percentage of Students Meeting Grade Level Standard



Percentage Point Growth in Students Meeting Grade Level: 2023-2024

- +5 Mclean 6th Grade
- +4 Luella Merrett EI
- +1 Walsh EI
- 0 ML Phillips EI
- 0 Mcanally Middle
- 0 Monnig Middle
- 0 Waverly Park EI
- 0 Western Hills EI
- 1 Fort Worth Acad. Of Fine Arts
- 2 Mclean Middle
- 2 Tanglewood EI
- 2 Westcliff EI
- 3 Overton Park EI
- 4 Fort Worth Acad. Of Fine Arts EI
- 5 Leonard Middle
- 6 IDEA Rise Acad.
- 6 Ridglea Hills EI
- 19 IDEA Rise College Prep.
- N/A Rolling Hills EI
- N/A Trinity Basin Prep. Hpa West

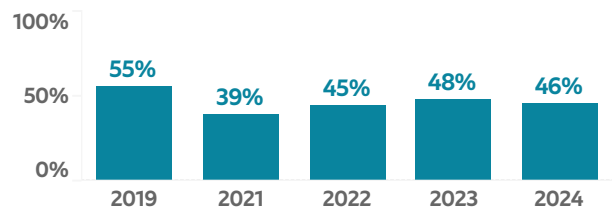
Fort Worth City Council District 4

City Councilmember: Charles Lauersdorf

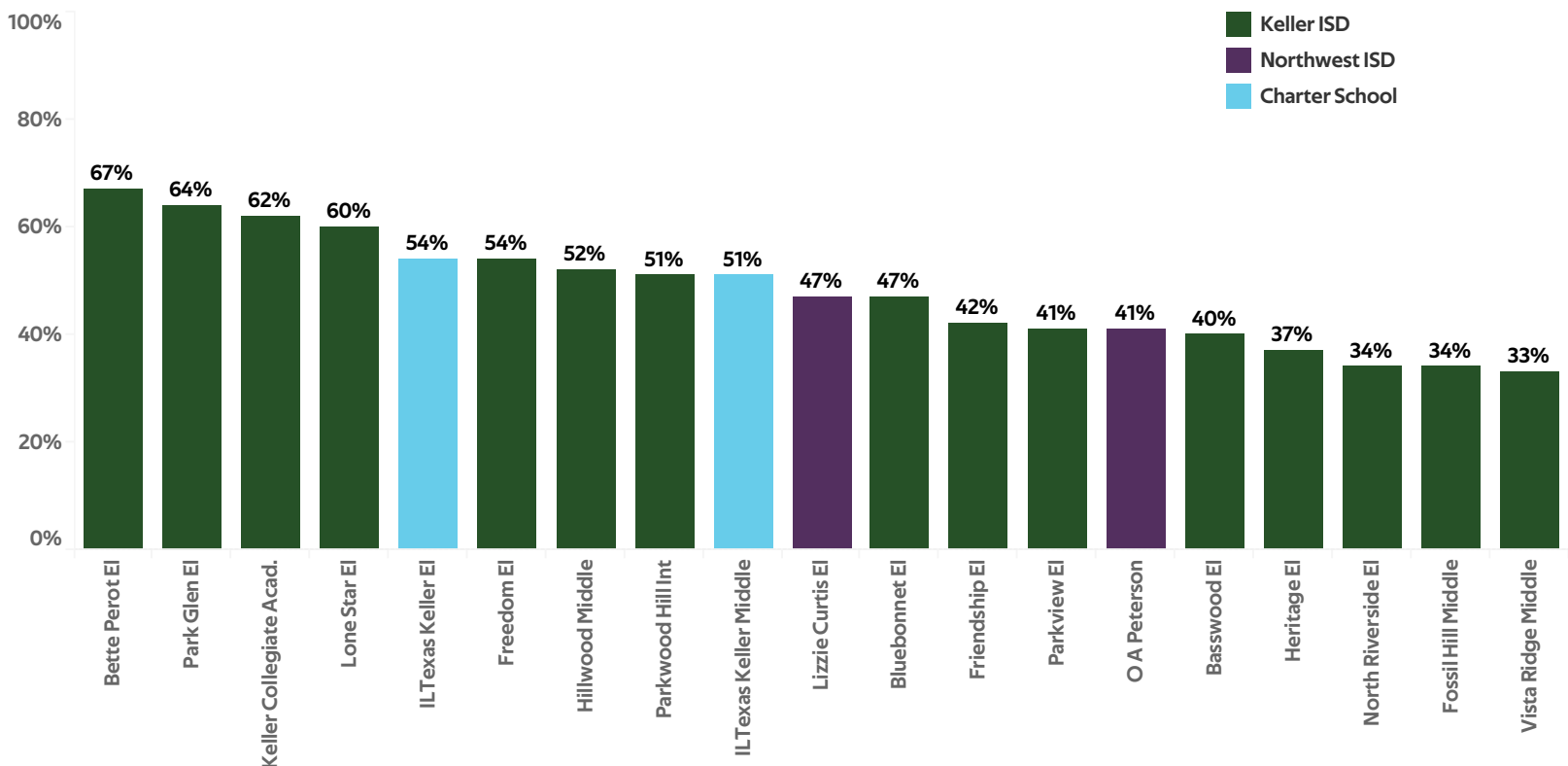


Student Achievement Annual Data Comparison for STAAR 3-8 Exams

Students met grade-level standards 46% of the time on State of Texas tests (STAAR) for the 2023-2024 academic year in Grades 3-8 for Reading, Math, Science, and Social Studies. This represents a two percentage point decrease relative to Spring 2023.



Percentage of Students Meeting Grade Level Standard



Percentage Point Growth in Students Meeting Grade Level: 2023-2024

- +10 Friendship El
- +6 Keller Collegiate Acad.
- +5 Bluebonnet El
- +4 ILTexas Keller El
- +1 ILTexas Keller Middle
- 1 Freedom El
- 1 North Riverside El
- 2 Hillwood Middle
- 2 O A Peterson
- 2 Parkview El
- 2 Parkwood Hill Int
- 2 Vista Ridge Middle
- 3 Basswood El
- 3 Bette Perot El
- 3 Fossil Hill Middle
- 4 Heritage El
- 5 Lizzie Curtis El
- 5 Lone Star El
- 6 Park Glen El

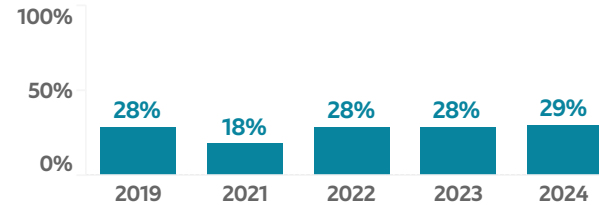
Fort Worth City Council District 5

City Councilmember: Gyna Bivens

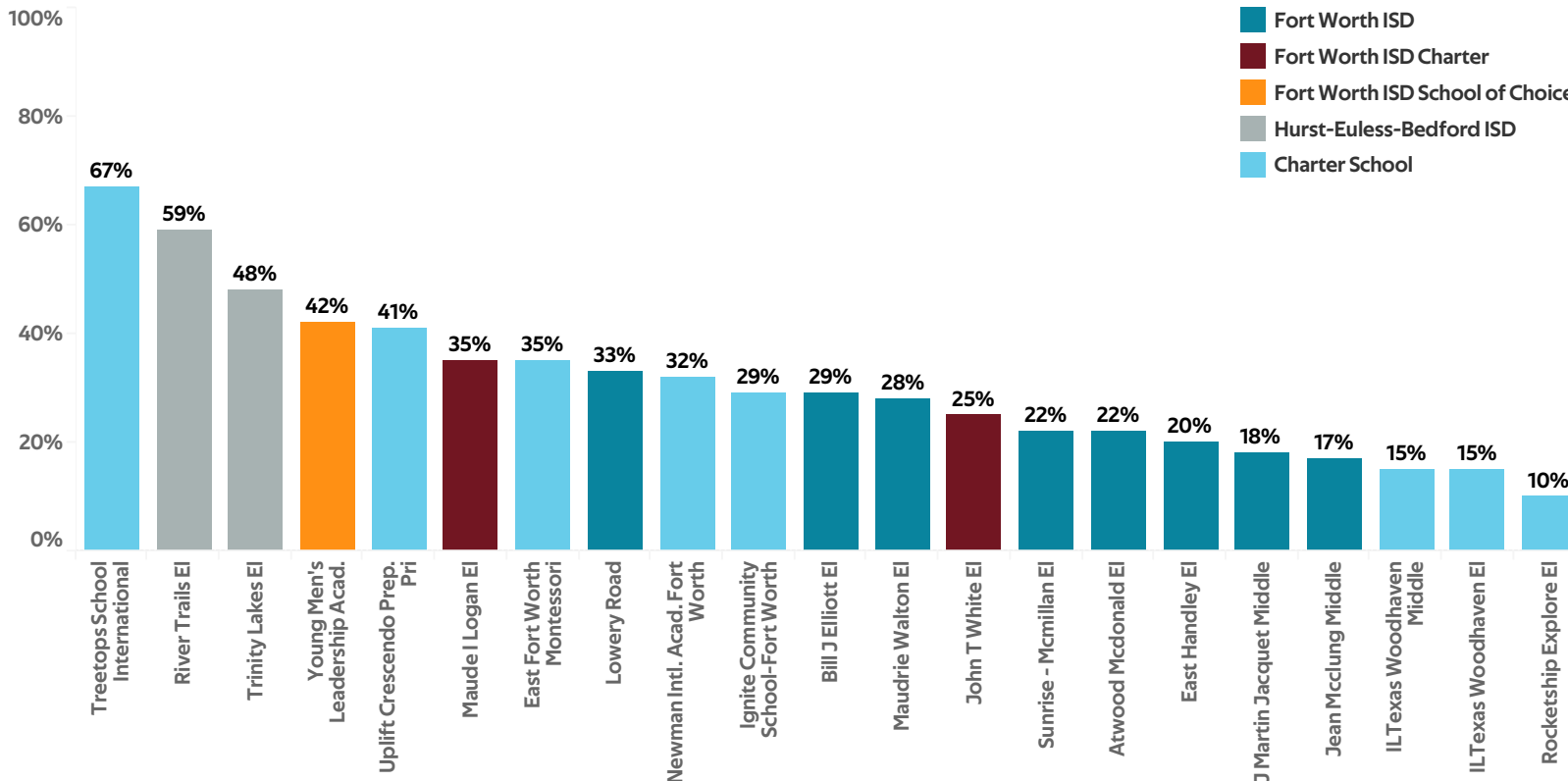


Student Achievement Annual Data Comparison for STAAR 3-8 Exams

Students met grade-level standards 29% of the time on State of Texas tests (STAAR) for the 2023-2024 academic year in Grades 3-8 for Reading, Math, Science, and Social Studies. This represents a one percentage point increase relative to Spring 2023.



Percentage of Students Meeting Grade Level Standard




Percentage Point Growth in Students Meeting Grade Level: 2023-2024

- +11 Treetops School International
- +10 Bill J Elliott EI
- +7 J Martin Jacquet Middle
- +6 John T White EI
- +6 Lowery Road
- +4 Young Men's Leadership Acad.
- +3 East Fort Worth Montessori
- +1 Jean Mcclung Middle
- +1 Sunrise — Mcmillan EI
- 0 Atwood Mcdonald EI
- 0 Uplift Crescendo Prep. Pri
- 1 East Handley EI
- 1 ILTexas Woodhaven EI
- 1 ILTexas Woodhaven Middle
- 1 Newman Intl. Acad. Fort Worth
- 2 Maudrie Walton EI
- 4 Ignite Community School
- 4 Maude I Logan EI
- 6 Trinity Lakes EI
- 7 River Trails EI
- N/A Rocketship Explore EI

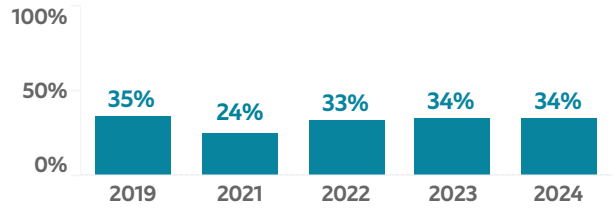
Fort Worth City Council District 6

City Councilmember: Jared Williams

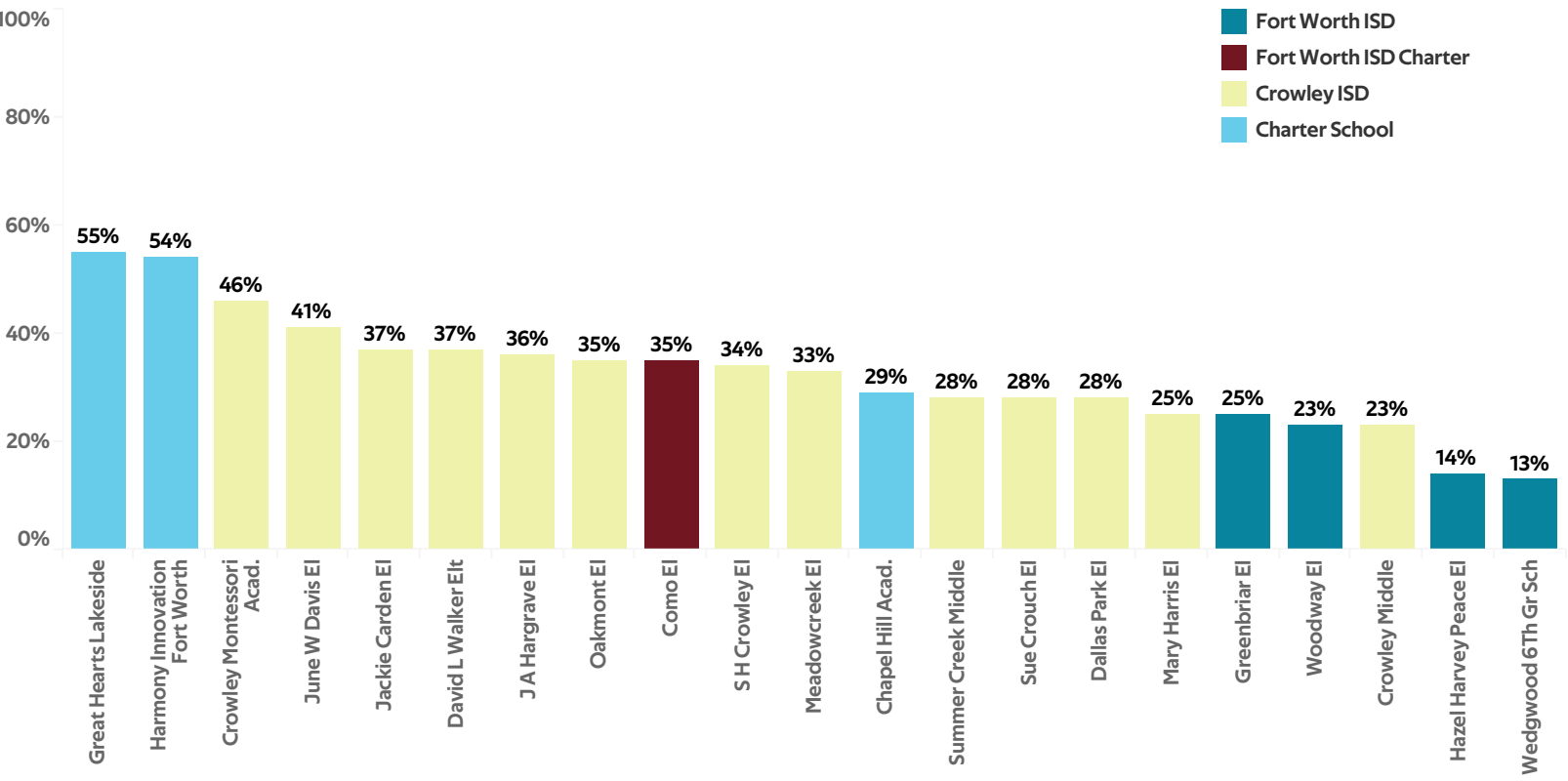


Student Achievement Annual Data Comparison for STAAR 3-8 Exams

Students met grade-level standards 34% of the time on State of Texas tests (STAAR) for the 2023-2024 academic year in Grades 3-8 for Reading, Math, Science, and Social Studies. This represents the same result as Spring 2023.



Percentage of Students Meeting Grade Level Standard



Percentage Point Growth in Students Meeting Grade Level: 2023-2024

- +10 Jackie Carden EI
- +4 Mary Harris EI
- +2 Greenbriar EI
- +2 Harmony Innovation Fort Worth
- +2 Hazel Harvey Peace EI
- 0 Summer Creek Middle
- 1 Como EI
- 1 Crowley Montessori Acad.
- 2 Crowley Middle
- 3 Chapel Hill Acad.
- 3 Meadowcreek EI
- 3 S H Crowley EI
- 3 Woodway EI
- 4 Oakmont EI
- 5 June W Davis EI
- 5 Wedgwood 6th Gr Sch
- 5 David L Walker Eit
- 6 Sue Crouch EI
- 8 Great Hearts Lakeside
- 9 J A Hargrave EI
- 14 Dallas Park EI

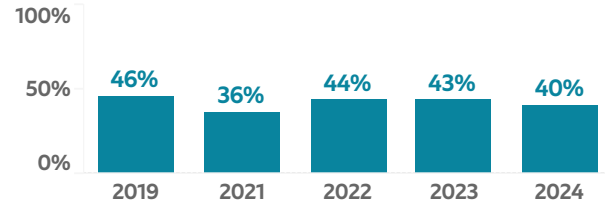
Fort Worth City Council District 7

City Councilmember: Macy Hill

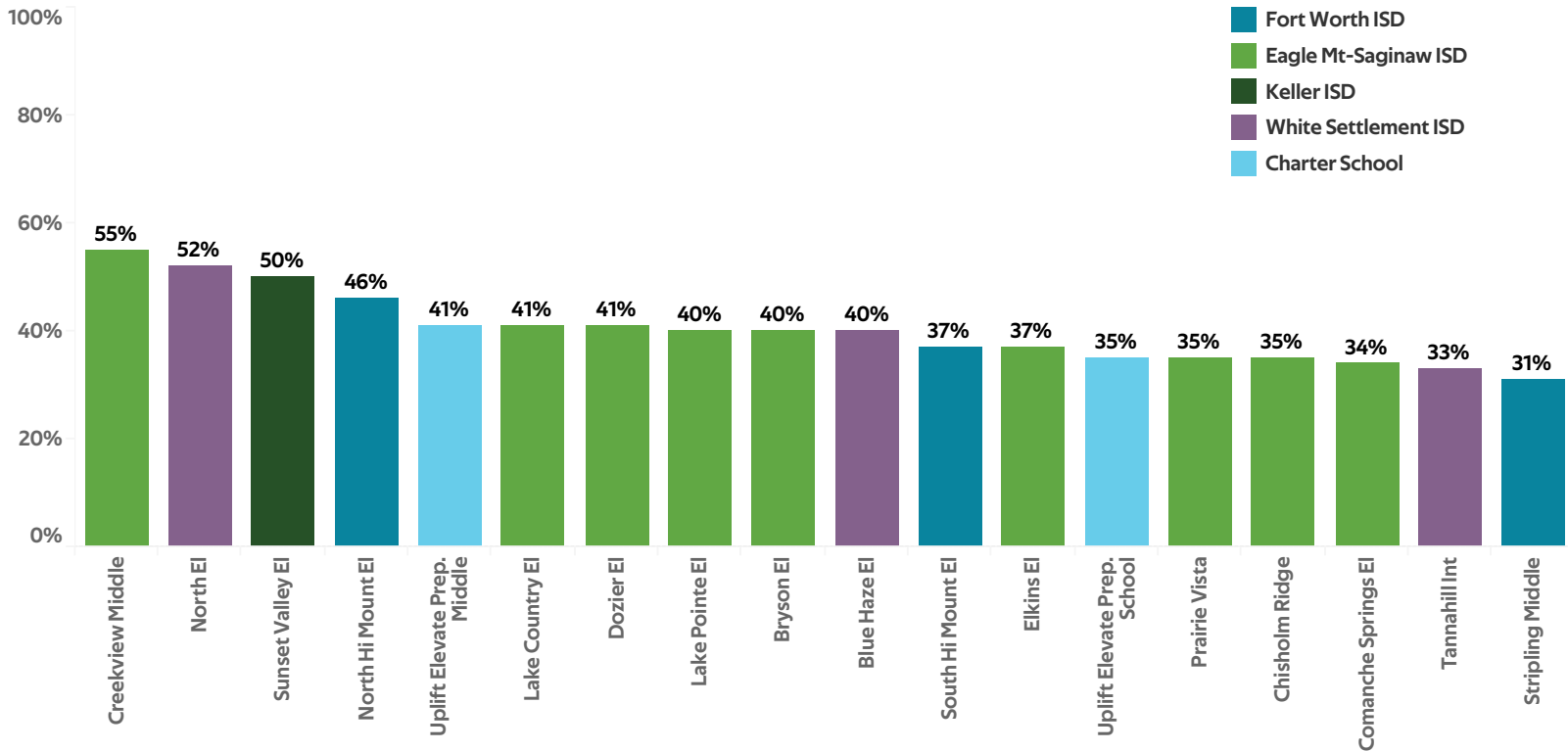


Student Achievement Annual Data Comparison for STAAR 3-8 Exams

Students met grade-level standards 40% of the time on State of Texas tests (STAAR) for the 2023-2024 academic year in Grades 3-8 for Reading, Math, Science, and Social Studies. This represents a three percentage point decrease relative to Spring 2023.



Percentage of Students Meeting Grade Level Standard



Percentage Point Growth in Students Meeting Grade Level: 2023-2024

- +7 North Hi Mount EI
- +4 Uplift Elevate Prep. School
- +1 Bryson EI
- +1 Comanche Springs EI
- 1 North EI
- 1 Sunset Valley EI
- 2 Creekview Middle
- 2 Elkins EI
- 2 Prairie Vista
- 3 Stripling Middle
- 4 Chisholm Ridge
- 4 Dozier EI
- 4 South Hi Mount EI
- 5 Lake Country EI
- 5 Tannahill Int
- 5 Uplift Elevate Prep. Middle
- 6 Blue Haze EI
- 12 Lake Pointe EI

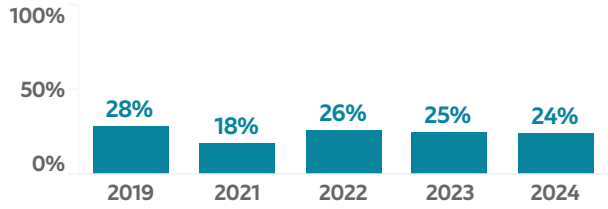
Fort Worth City Council District 8

City Councilmember: Chris Nettles

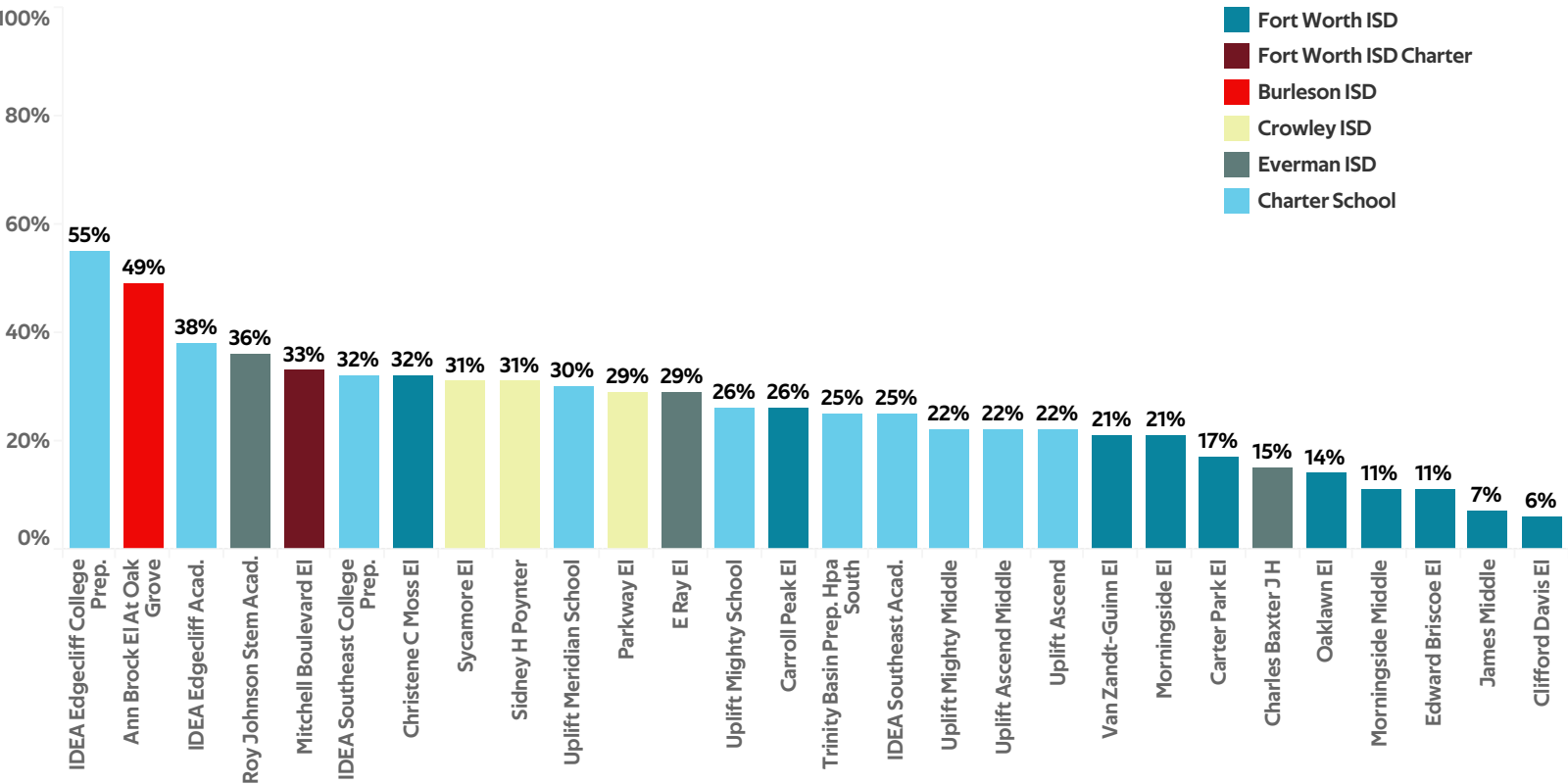


Student Achievement Annual Data Comparison for STAAR 3-8 Exams

Students met grade-level standards 24% of the time on State of Texas tests (STAAR) for the 2023-2024 academic year in Grades 3-8 for Reading, Math, Science, and Social Studies. This represents a one percentage point decrease relative to Spring 2023.



Percentage of Students Meeting Grade Level Standard



Percentage Point Growth in Students Meeting Grade Level: 2023-2024

- +5 Christene C Moss EI
- +5 Uplift Meridian School
- +4 IDEA Edgcliff College Prep.
- +3 Sidney H Poynter
- +3 Van Zandt-Guinn EI
- +2 Oaklawn EI
- +1 Ann Brock EI At Oak Grove
- 0 Morningside Middle
- 0 Uplift Ascend
- 0 Uplift Mighty Middle
- 1 Carter Park EI
- 1 Charles Baxter J H
- 1 IDEA Edgcliff Acad.
- 1 Mitchell Boulevard EI
- 1 Morningside EI
- 1 Roy Johnson Stem Acad.
- 2 E Ray EI
- 3 Clifford Davis EI
- 4 James Middle
- 4 Parkway EI
- 4 Sycamore EI
- 4 Uplift Mighty School
- 5 Carroll Peak EI
- 8 Edward Briscoe EI
- 8 Uplift Ascend Middle
- 10 IDEA Southeast College Prep.
- 11 IDEA Southeast Acad.
- N/A Trinity Basin Prep. Hpa South



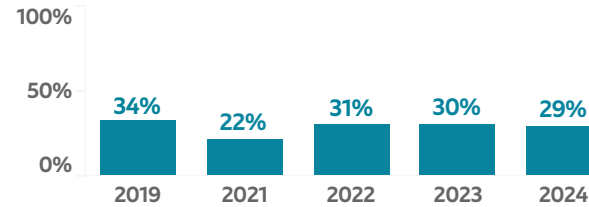
Fort Worth City Council District 9

City Councilmember: Elizabeth M. Beck

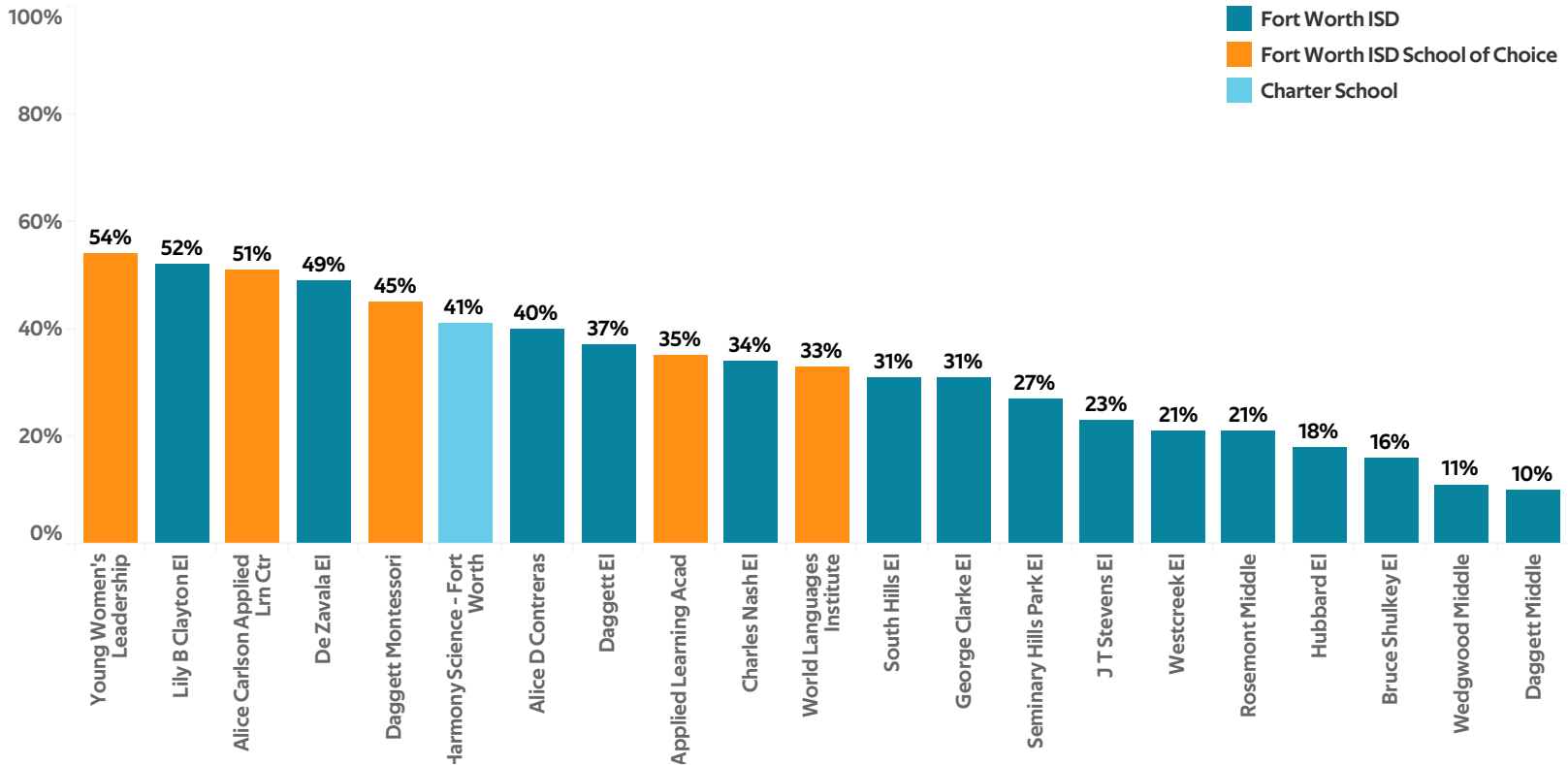


Student Achievement Annual Data Comparison for STAAR 3-8 Exams

Students met grade-level standards 27% of the time on State of Texas tests (STAAR) for the 2023-2024 academic year in Grades 3-8 for Reading, Math, Science, and Social Studies. This represents a one percentage point decrease relative to Spring 2023.



Percentage of Students Meeting Grade Level Standard



Percentage Point Growth in Students Meeting Grade Level: 2023-2024

- +8 Daggett EI
- +4 Charles Nash EI
- +4 Westcreek EI
- +2 Seminary Hills Park EI
- +1 J T Stevens EI
- +1 Rosemont Middle
- 0 Alice D Contreras
- 0 Daggett Montessori
- 1 Bruce Shulkey EI
- 1 George Clarke EI
- 1 Wedgwood Middle
- 2 South Hills EI
- 3 Daggett Middle
- 3 Lily B Clayton EI
- 4 Applied Learning Acad
- 4 Harmony Science — Fort Worth
- 5 Young Women's Leadership
- 6 Alice Carlson Applied Lrn Ctr
- 6 World Languages Institute
- 9 Hubbard EI
- 11 De Zavala EI

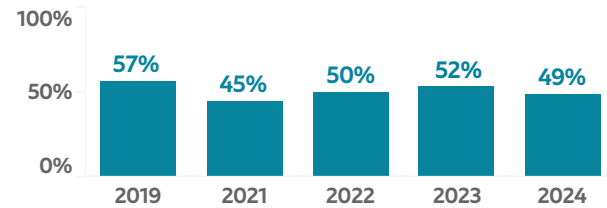
Fort Worth City Council District 10

City Councilmember: Alan Blaylock

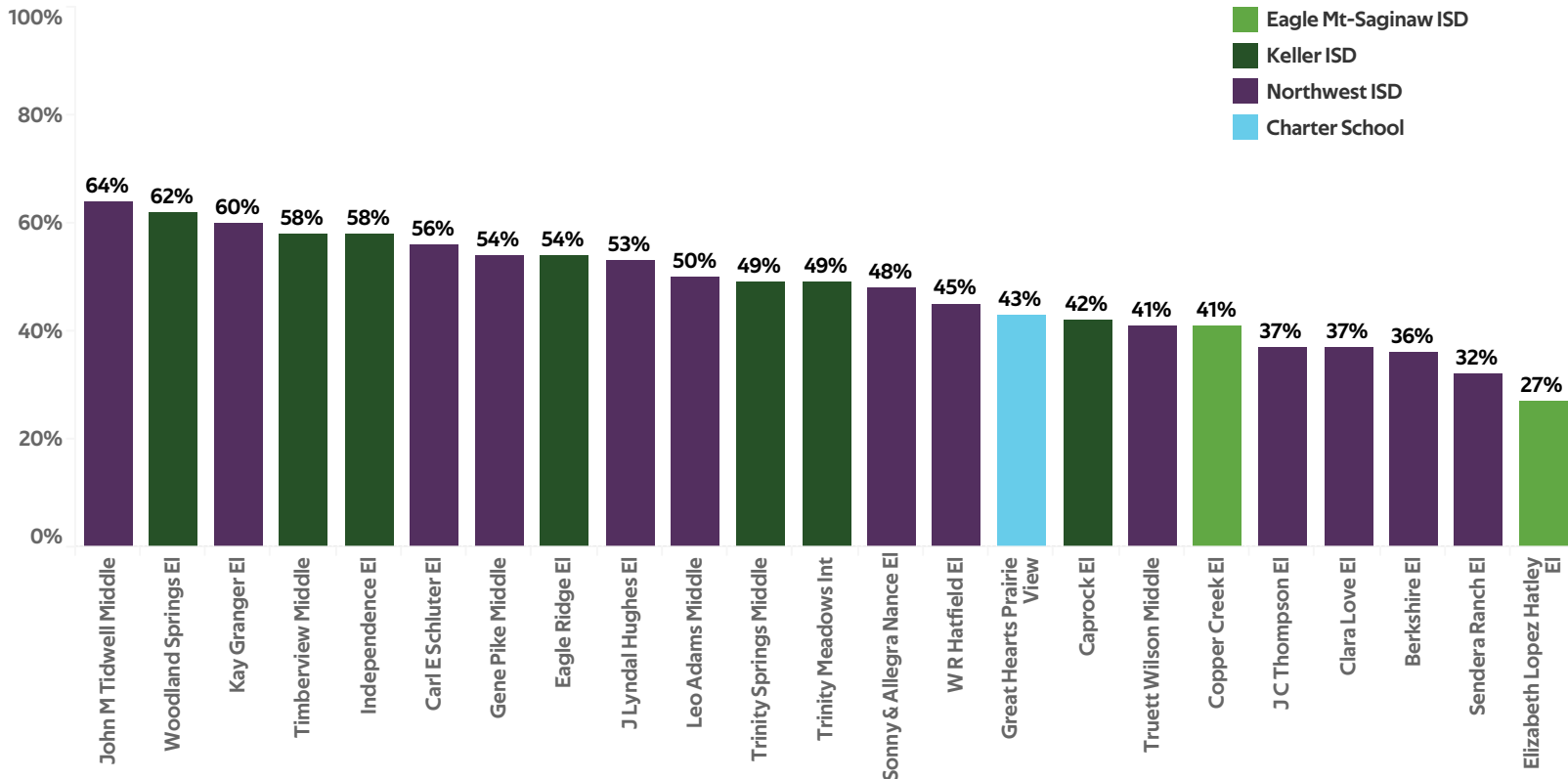


Student Achievement Annual Data Comparison for STAAR 3-8 Exams

Students met grade-level standards 49% of the time on State of Texas tests (STAAR) for the 2023-2024 academic year in Grades 3-8 for Reading, Math, Science, and Social Studies. This represents a four percentage point decrease relative to Spring 2023.



Percentage of Students Meeting Grade Level Standard



Percentage Point Growth in Students Meeting Grade Level: 2023-2024

- +5 Independence El
- +2 J Lyndal Hughes El
- +2 John M Tidwell Middle
- +1 J C Thompson El
- 0 Timberview Middle
- 1 Clara Love El
- 1 Copper Creek El
- 1 Gene Pike Middle
- 1 Sonny & Allegra Nance El
- 1 Leo Adams Middle
- 1 Trinity Springs Middle
- 2 Woodland Springs El
- 4 Caprock El
- 5 Eagle Ridge El
- 5 Trinity Meadows Int
- 6 Kay Granger El
- 6 Truett Wilson Middle
- 7 Great Hearts Prairie View
- 7 WR Hatfield El
- 8 Carl E Schluter El
- 9 Berkshire El
- 12 Sendera Ranch El
- N/A Elizabeth Lopez Hatley El

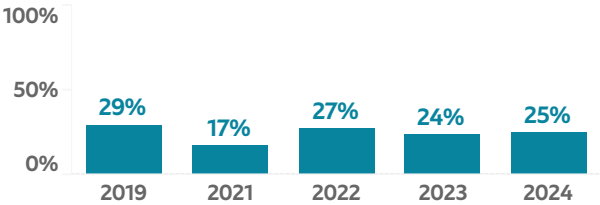
Fort Worth City Council District 11

City Councilmember: Jeanette Martinez

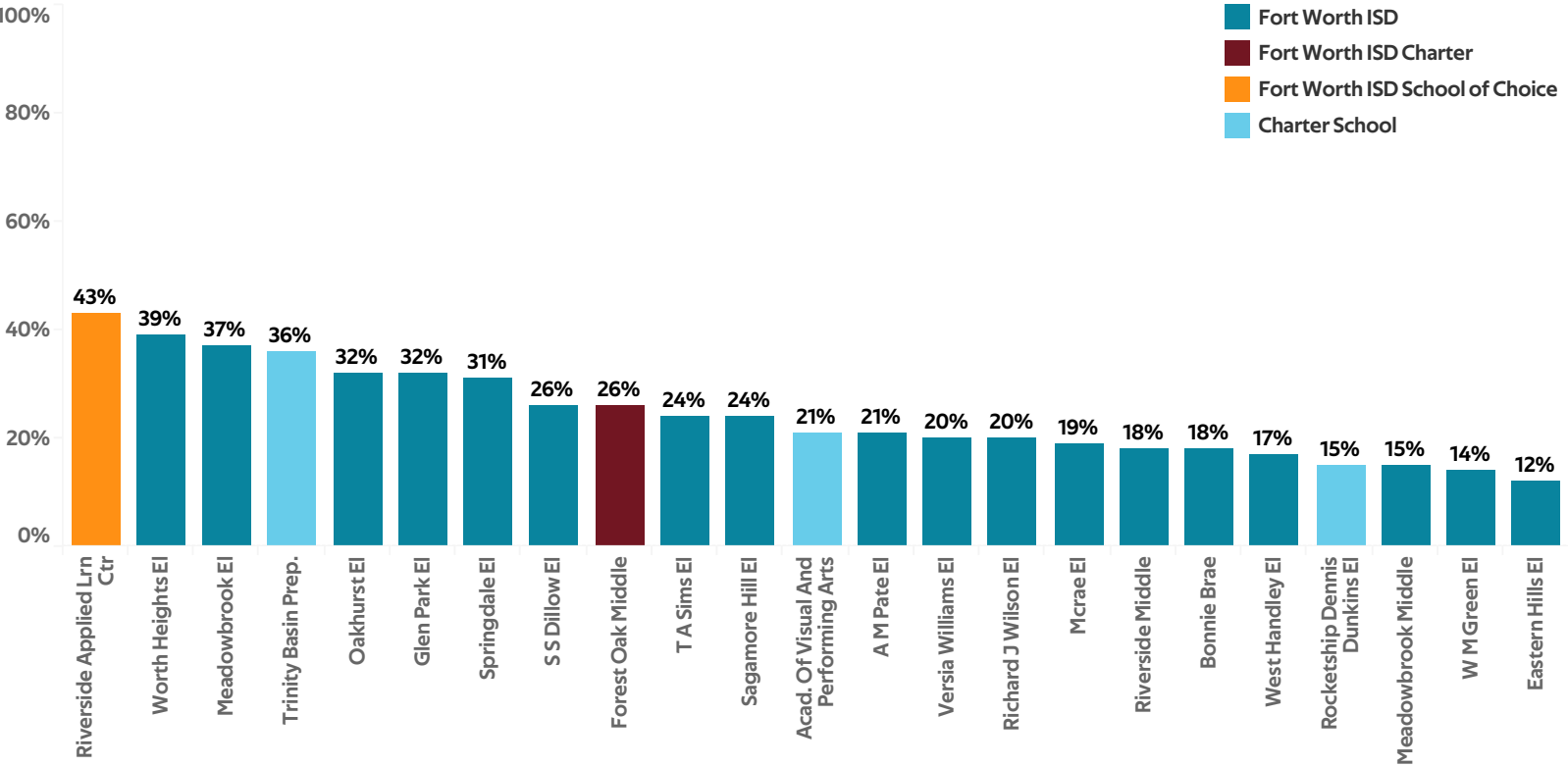


Student Achievement Annual Data Comparison for STAAR 3-8 Exams

Students met grade-level standards 25% of the time on State of Texas tests (STAAR) for the 2023-2024 academic year in Grades 3-8 for Reading, Math, Science, and Social Studies. This represents a one percentage point increase relative to Spring 2023.



Percentage of Students Meeting Grade Level Standard



Percentage Point Growth in Students Meeting Grade Level: 2023-2024

- +5 Richard J Wilson EI
- +5 West Handley EI
- +4 Forest Oak Middle
- +3 Bonnie Brae
- +3 Versia Williams EI
- +2 Mcrae EI
- +2 Meadowbrook Middle
- +1 AM Pate EI
- +1 S S Dillow EI
- 0 Sagamore Hill EI
- 0 Springdale EI
- 0 Trinity Basin Prep.
- 1 Glen Park EI
- 1 Meadowbrook EI
- 1 Rocketship Dennis Dunkins
- 2 Riverside Applied Lrn Ctr
- 2 Riverside Middle
- 5 Oakhurst EI
- 7 Eastern Hills EI
- 7 Worth Heights EI
- 2 TA Sims EI
- N/A Acad. of Visual and Performing Arts

Appendix

General Notes

- Percentages indicate the percentage of assessments that received a 'Meets Grade Level' or above performance standard across all 3-8 STAAR and STAAR Spanish exams taken within a school or Council District.
- Enrollment data is from School Year 2023-2024 Student Program and Special Populations PEIMS Reports, as reported by TEA.¹
- All public schools open in School Year 2023-2024, containing at least one grade level within 3-8 and located within the geographic boundaries of the council district were included in published test results, except for those registered for Alternative Education Accountability.
- All public schools open in School Year 2023-2024 and located within the geographic boundaries of the council district were included in enrollment counts regardless of grade levels or AEA designation.

Geographic Boundaries

- For each City Council District, geographic boundaries were determined using maps from the City of Fort Worth² overlaid with school site locations from TEA's School Locator Map.³ If the map overlay was close or unclear, the City's 'One Address' tool was used to verify the city council district.⁴
- The City of Fort Worth implemented new City Council District boundaries in Spring 2023, including the addition of 2 new City Council districts. For longitudinal Council District comparisons, all campuses are included as if they were always located in the current Council District, to allow for an apples-to-apples comparison.
- Some campuses have changed locations over the years. Longitudinal data that shows performance across years includes campuses that were in that council district during that year, even if no longer located within that council district.

¹ <https://tea.texas.gov/reports-and-data/student-data/standard-reports/peims-standard-reports>

² <https://gisapps.fortworthtexas.gov/Html5Viewer/?viewer=cityservices>

³ <https://tea-texas.maps.arcgis.com/apps/webappviewer/index.html?id=51f0c8fa684c4d399d8d182e6edd5d97>

⁴ <https://oneaddress.fortworthtexas.gov/>

Data Analysis

- STAAR and STAAR Spanish 3-8 raw data is from TEA’s Texas Assessment Research Portal.⁵ This released data is raw assessment data and is not comparable to accountability data tables or Texas Academic Performance Reports (TAPR) from TEA.
- School and Council District Data includes results from 3-8 STAAR subject exams (Reading, Math, Science and Social Studies). This analysis did not include results from STAAR 3-8 Alternate 2 exams or STAAR End of Course exams. STAAR performance standards relate levels of test performance to the expectations defined in the state-mandated curriculum standards, known as the Texas Essential Knowledge and Skills (TEKS). Cut scores distinguish between performance levels.⁶
- The shift to the new Texas Assessment Research Portal removed the ability to automatically aggregate English and Spanish test counts, leading to more masked test counts (counts <10) than in previous years. When test counts at the ‘Meets’ level are masked, that subset of test counts is also removed from the ‘Total Tests’ denominator. Year-over-year comparisons use the new portal data for School Year 21-22 through School Year 23-24 from the Texas Assessment Research Portal and previously obtained data from TEA’s prior testing portal, Emetric, for School Year 18-19 through School Year 20-21, due to multiple administrations of tests in SY18-19 and 20-21, which exacerbate the masked tests issue.

Raw Conversion Table

The table below details the number of points out of total available points that a student needed to earn to receive a “Meets Grade Level” Performance Level.⁷

	Reading		Math		Science		Social Studies	
	English	Spanish	English	Spanish	English	Spanish	English	Spanish
3rd Grade	28/52	34/52	22/37	22/37				
4th Grade	28/52	30/52	23/40	23/40				
5th Grade	28/52	33/52	24/42	24/42	25/39	25/39		
6th Grade	28/56		24/43					
7th Grade	33/56		27/46					
8th Grade	29/56		26/48		26/46		30/49	

To search for student population information, test scores, accountability ratings and other information by school name visit txschools.gov.

⁵ <https://txresearchportal.com/>

⁶ <https://tea.texas.gov/student-assessment/testing/staar/staar-performance-standards>

⁷ <https://tea.texas.gov/student-assessment/testing/student-assessment-results/raw-score-conversion-tables>

Fort Worth Education Partnership's mission is to support, invest in, and coordinate opportunities that increase access to a high-quality education.

