

The background of the cover features a grayscale photograph of a desk. On the right side, there is a stack of several books. A pencil lies horizontally across the desk in the foreground. In the upper right corner, a portion of a globe is visible. The entire scene is set against a dark, slightly blurred background.

FWEP.

FORT WORTH EDUCATION PARTNERSHIP

2020-2021 STAAR
3-8 DATA REPORT

The City of Fort Worth

- 76,000 students are in Fort Worth ISD schools
- 74,500 students are in other public ISD schools
- 13,500 students are in public charter schools
- Over 6,000 students are in district schools of choice

164,000

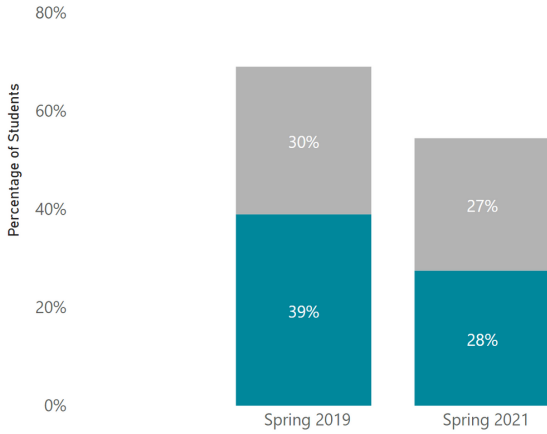
students in public schools

24

public school districts and charter networks

Student Achievement Data Comparison from Spring 2019 and Spring 2021 STAAR 3-8 Exams

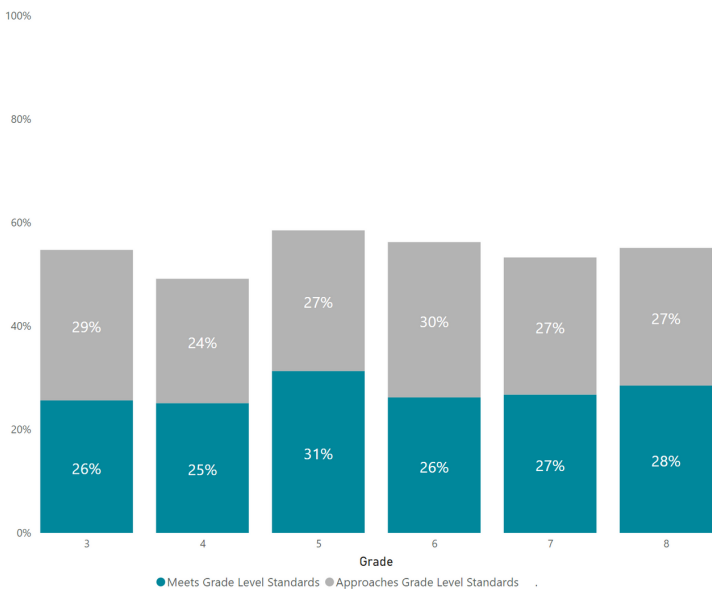
● Meets Grade Level Standards ● Approaches Grade Level Standards



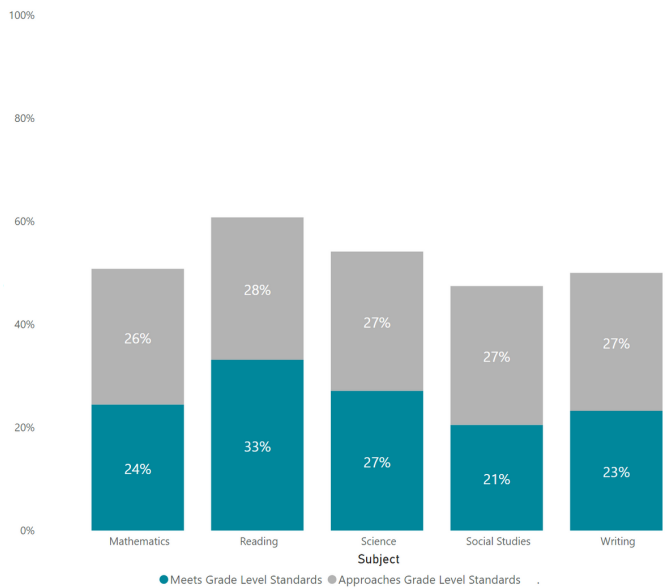
In 2021, when looking across STAAR 3-8 subject exams (Reading, Math, Writing, Science and Social Studies) taken by students in schools located in the City of Fort Worth City:

- Students Met grade level standards 28% of the time. This represents an 11 percentage point decrease in comparison to Spring 2019.
- Students Approached grade level standards 27% of the time. This represents a 3 percentage point decrease.

Percent of Students in the City of Fort Worth that Met and Approached Grade Level Standards by Grade on Spring 2021 STAAR 3-8 Exams



Percent of Students in the City of Fort Worth that Met and Approached Grade Level Standards by Subject on Spring 2021 STAAR 3-8 Exams



Fort Worth Council District 2

22,500

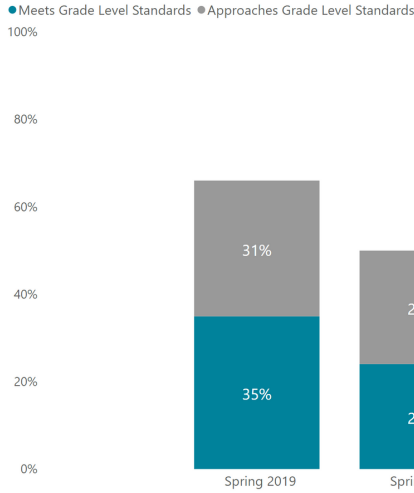
students in public schools

5

public school districts and charter networks

- 11,000 students are in Fort Worth ISD schools
- 11,500 students are in other public ISD schools
- 0 students are in public charter schools
- 400 students are in district schools of choice

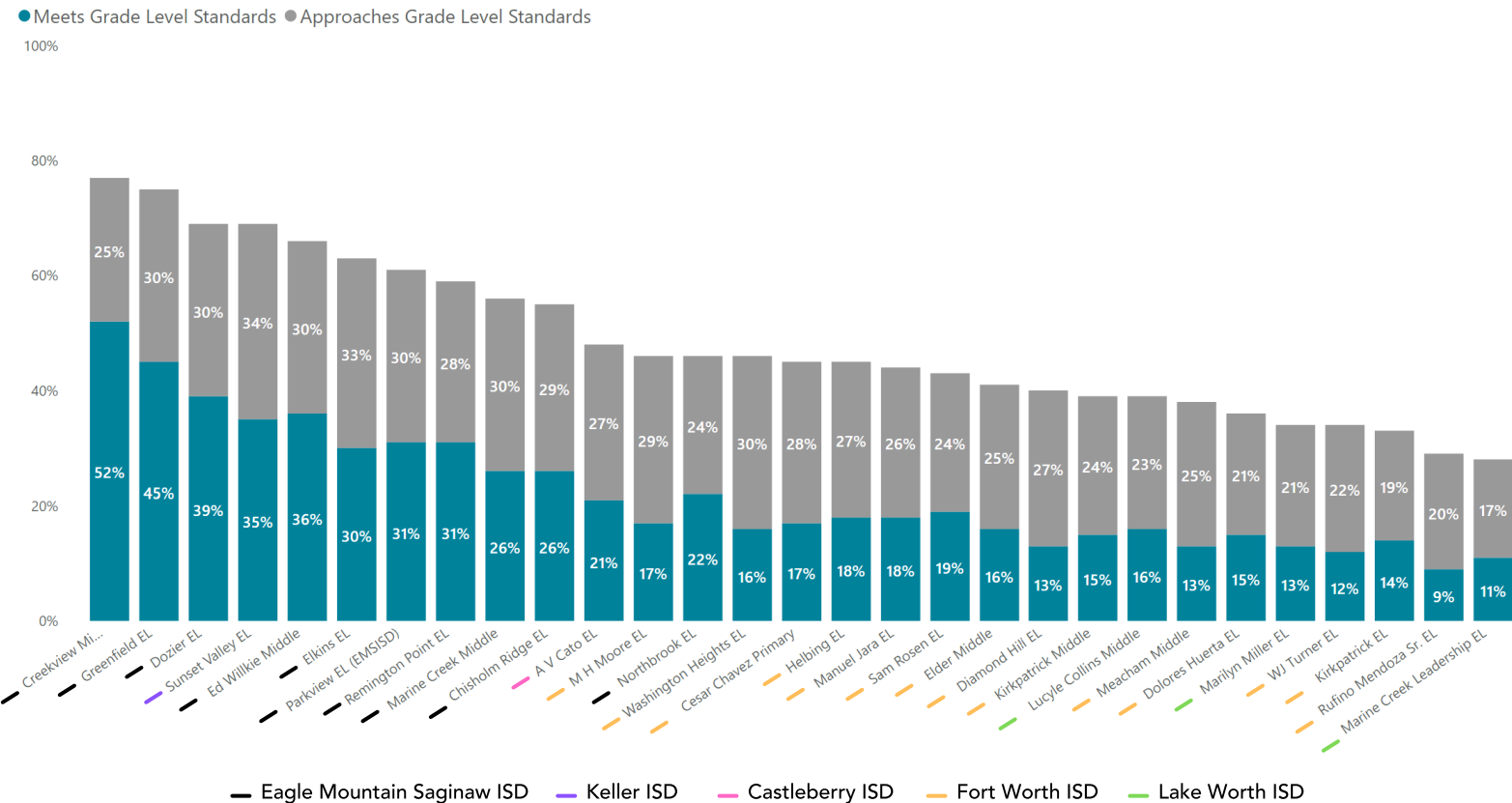
Student Achievement Data Comparison from Spring 2019 and Spring 2021 STAAR 3-8 Exams



In 2021, when looking across STAAR 3-8 subject exams (Reading, Math, Writing, Science and Social Studies) taken by students in schools located in Fort Worth City Council District 2:

- Students Met grade level standards 24% of the time. This represents an 11 percentage point decrease in comparison to Spring 2019.
- Students Approached grade level standards 26% of the time. This represents a 5 percentage point decrease.

Percent of Students that Met and Approached Grade Level Standards by School on Spring 2021 STAAR 3-8 Exams



Fort Worth Council District 3

- 9,900 students are in Fort Worth ISD schools
- 2,900 students are in other public ISD schools
- 2,400 students are in public charter schools
- 600 students are in district schools of choice

15,200

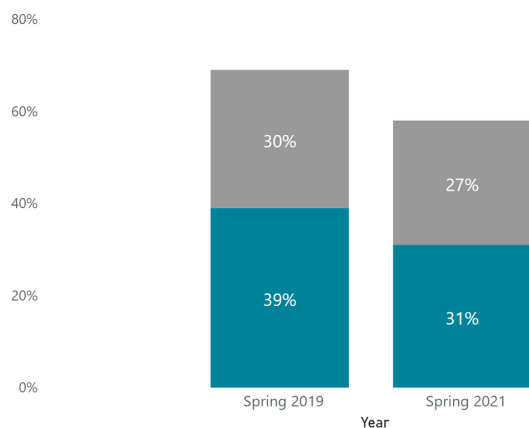
students in public schools

7

public school districts and charter networks

Student Achievement Data Comparison from Spring 2019 and Spring 2021 STAAR 3-8 Exams

● Meets Grade Level Standards ● Approaches Grade Level Standards

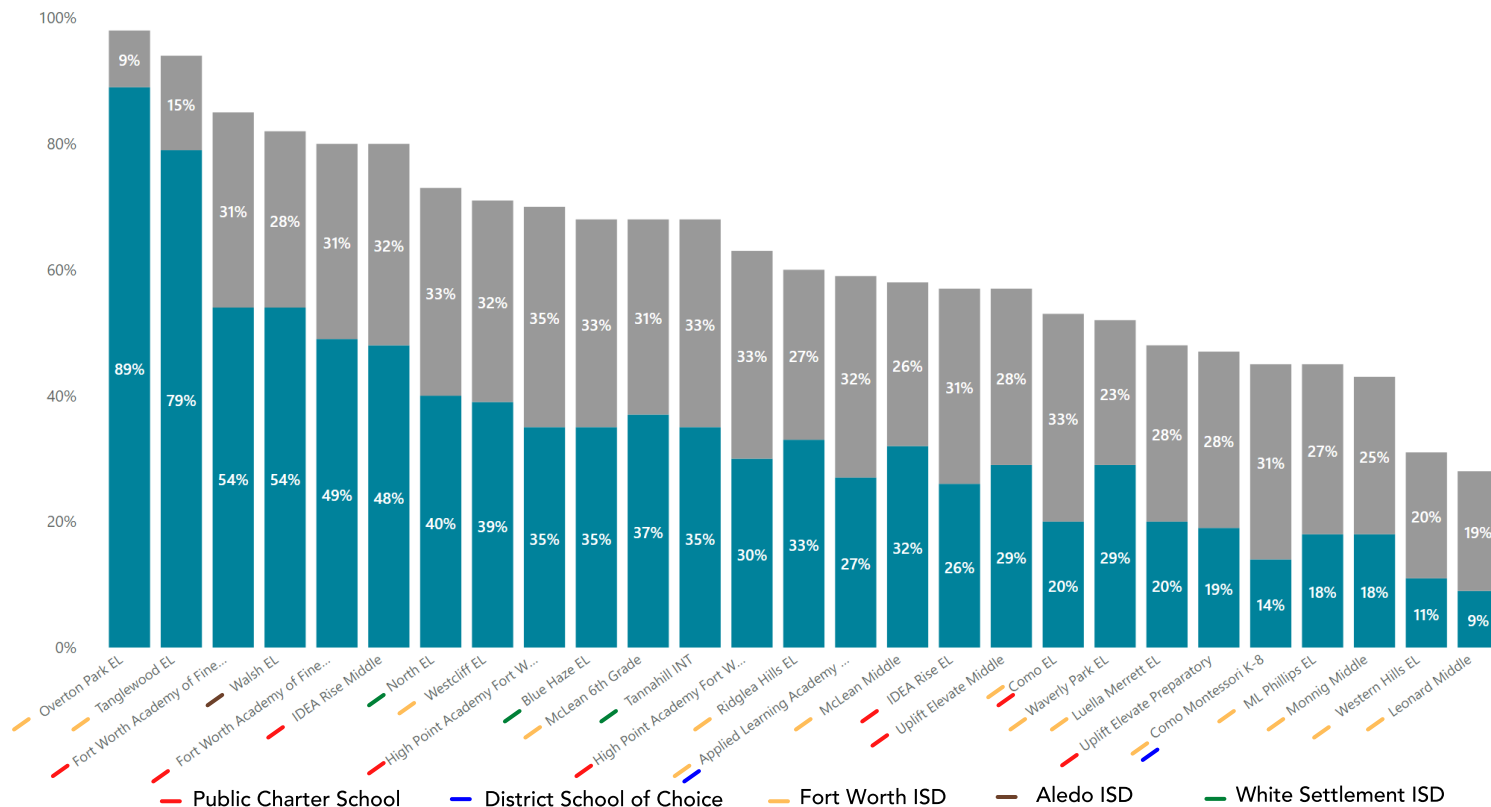


In 2021, when looking across STAAR 3-8 subject exams (Reading, Math, Writing, Science and Social Studies) taken by students in schools located in Fort Worth City Council District 3:

- Students Met grade level standards 31% of the time. This represents an 8 percentage point decrease in comparison to Spring 2019.
- Students Approached grade level standards 27% of the time. This represents a 3 percentage point decrease.

Percent of Students that Met and Approached Grade Level Standards by School on Spring 2021 STAAR 3-8 Exams

● Meets Grade Level Standards ● Approaches Grade Level Standards



Fort Worth Council District 4

23,800

students in public schools

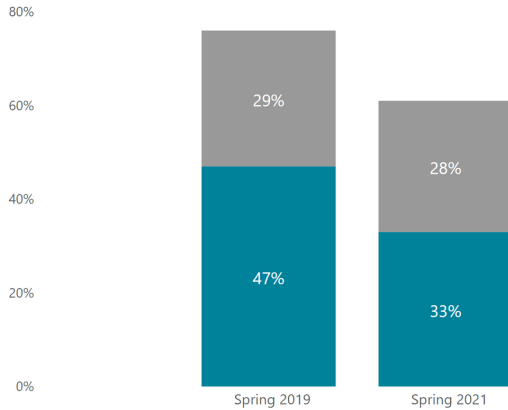
5

public school districts and charter networks

- 5,800 students are in Fort Worth ISD schools
- 16,400 students are in other public ISD schools
- 1,600 students are in public charter schools
- 200 students are in district schools of choice

Student Achievement Data Comparison from Spring 2019 and Spring 2021 STAAR 3-8 Exams

● Meets Grade Level Standards ● Approaches Grade Level Standards

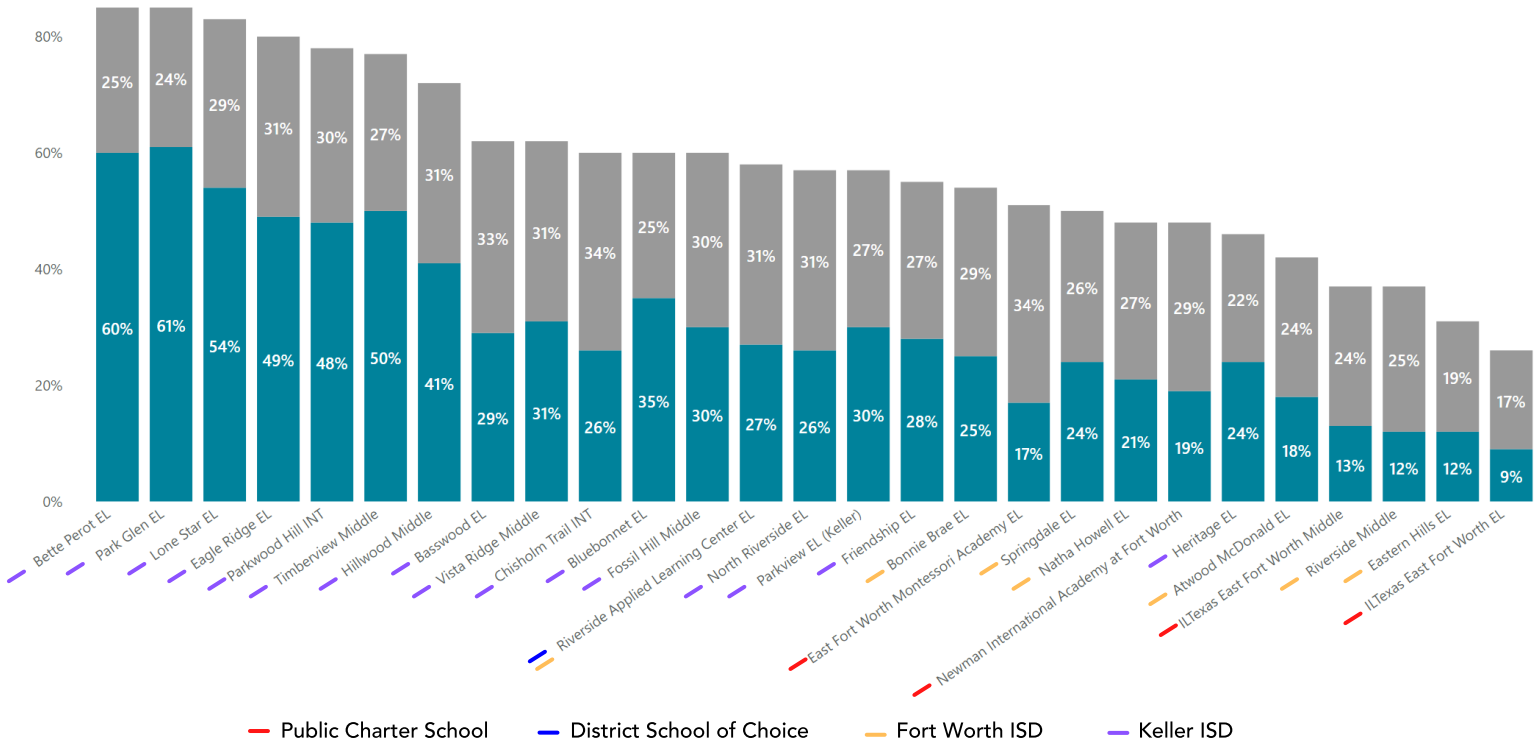


In 2021, when looking across STAAR 3-8 subject exams (Reading, Math, Writing, Science and Social Studies) taken by students in schools located in Fort Worth City Council District 4:

- Students Met grade level standards 33% of the time. This represents an 14 percentage point decrease in comparison to Spring 2019.
- Students Approached grade level standards 28% of the time. This represents a 1 percentage point decrease.

Percent of Students that Met and Approached Grade Level Standards by School on Spring 2021 STAAR 3-8 Exams

● Meets Grade Level Standards ● Approaches Grade Level Standards



— Public Charter School — District School of Choice — Fort Worth ISD — Keller ISD

Fort Worth Council District 5

- 10,100 students are in Fort Worth ISD schools
- 700 students are in other public ISD schools
- 1,000 students are in public charter schools
- 400 students are in district schools of choice

11,800

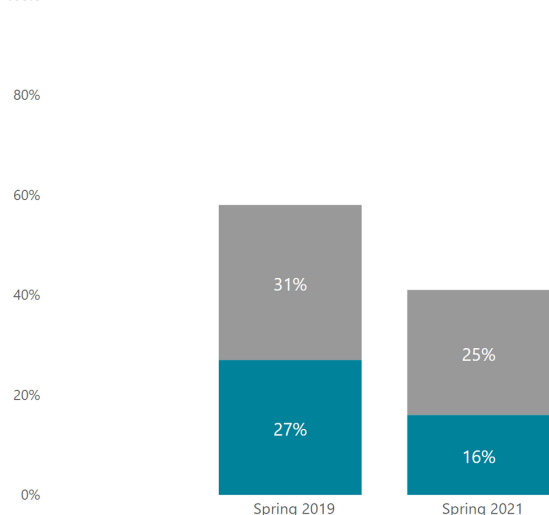
students in public schools

4

public school districts and charter networks

Student Achievement Data Comparison from Spring 2019 and Spring 2021 STAAR 3-8 Exams

● Meets Grade Level Standards ● Approaches Grade Level Standards

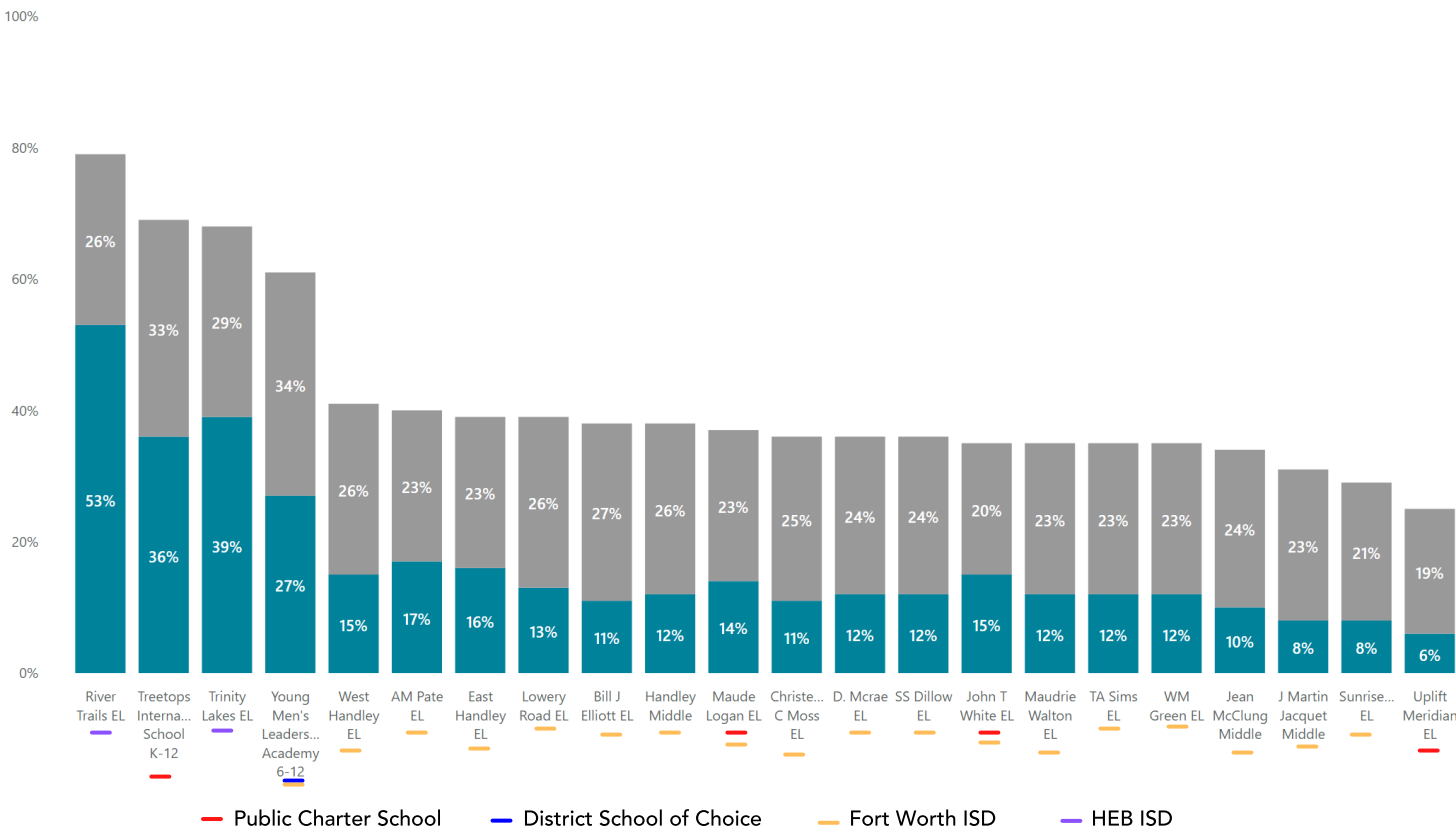


In 2021, when looking across STAAR 3-8 subject exams (Reading, Math, Writing, Science and Social Studies) taken by students in schools located in Fort Worth City Council District 5:

- Students Met grade level standards 16% of the time. This represents an 11 percentage point decrease in comparison to Spring 2019.
- Students Approached grade level standards 25% of the time. This represents a 6 percentage point decrease.

Percent of Students that Met and Approached Grade Level Standards by School on Spring 2021 STAAR 3-8 Exams

● Meets Grade Level Standards ● Approaches Grade Level Standards



Fort Worth Council District 6

- 7,200 students are in Fort Worth ISD schools
- 11,200 students are in other public ISD schools
- 2,300 students are in public charter schools
- 0 students are in district schools of choice

20,700

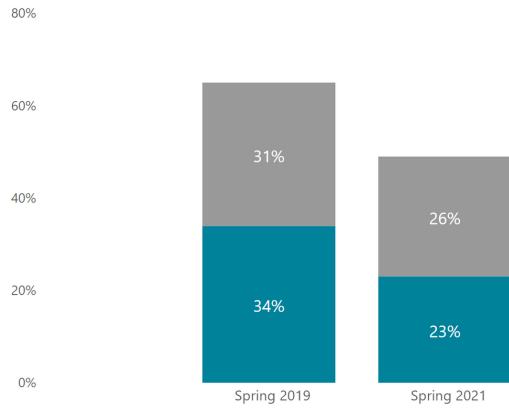
students in public schools

6

public school districts and charter networks

Student Achievement Data Comparison from Spring 2019 and Spring 2021 STAAR 3-8 Exams

● Meets Grade Level Standards ● Approaches Grade Level Standards

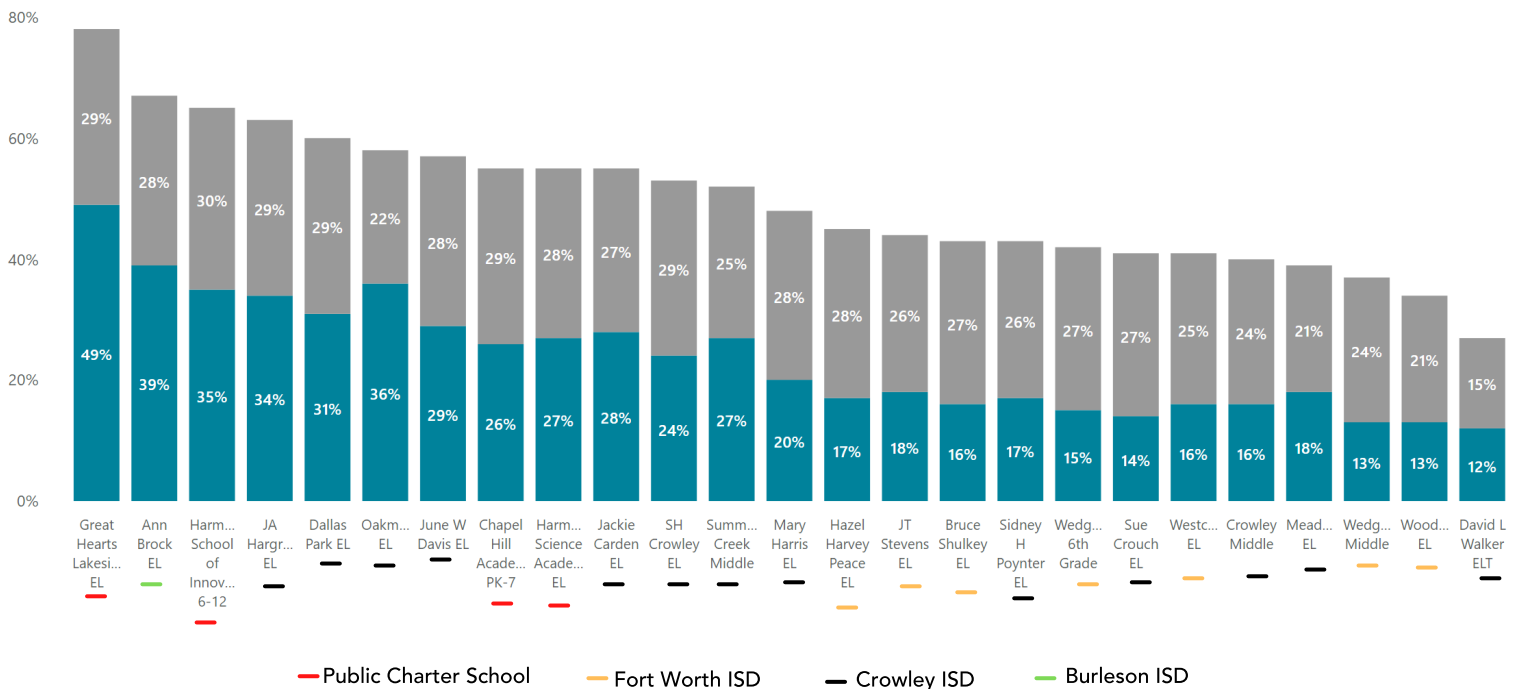


In 2021, when looking across STAAR 3-8 subject exams (Reading, Math, Writing, Science and Social Studies) taken by students in schools located in Fort Worth City Council District 6:

- Students Met grade level standards 23% of the time. This represents an 11 percentage point decrease in comparison to Spring 2019.
- Students Approached grade level standards 26% of the time. This represents a 5 percentage point decrease.

Percent of Students that Met and Approached Grade Level Standards by School on Spring 2021 STAAR 3-8 Exams

● Meets Grade Level Standards ● Approaches Grade Level Standards



Fort Worth Council District 7

- 1,600 students are in Fort Worth ISD schools
- 28,100 students are in other public ISD schools
- 2,000 students are in public charter schools
- 0 students are in district schools of choice

31,700

students in public schools

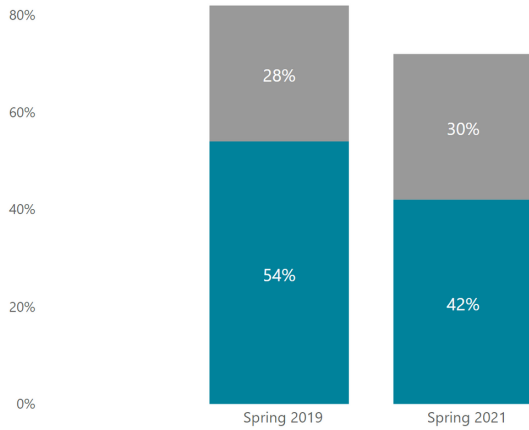
5

public school districts and charter networks

Student Achievement Data Comparison from Spring 2019 and Spring 2021 STAAR 3-8 Exams

● Meets Grade Level Standards ● Approaches Grade Level Standards

3-8 Exams

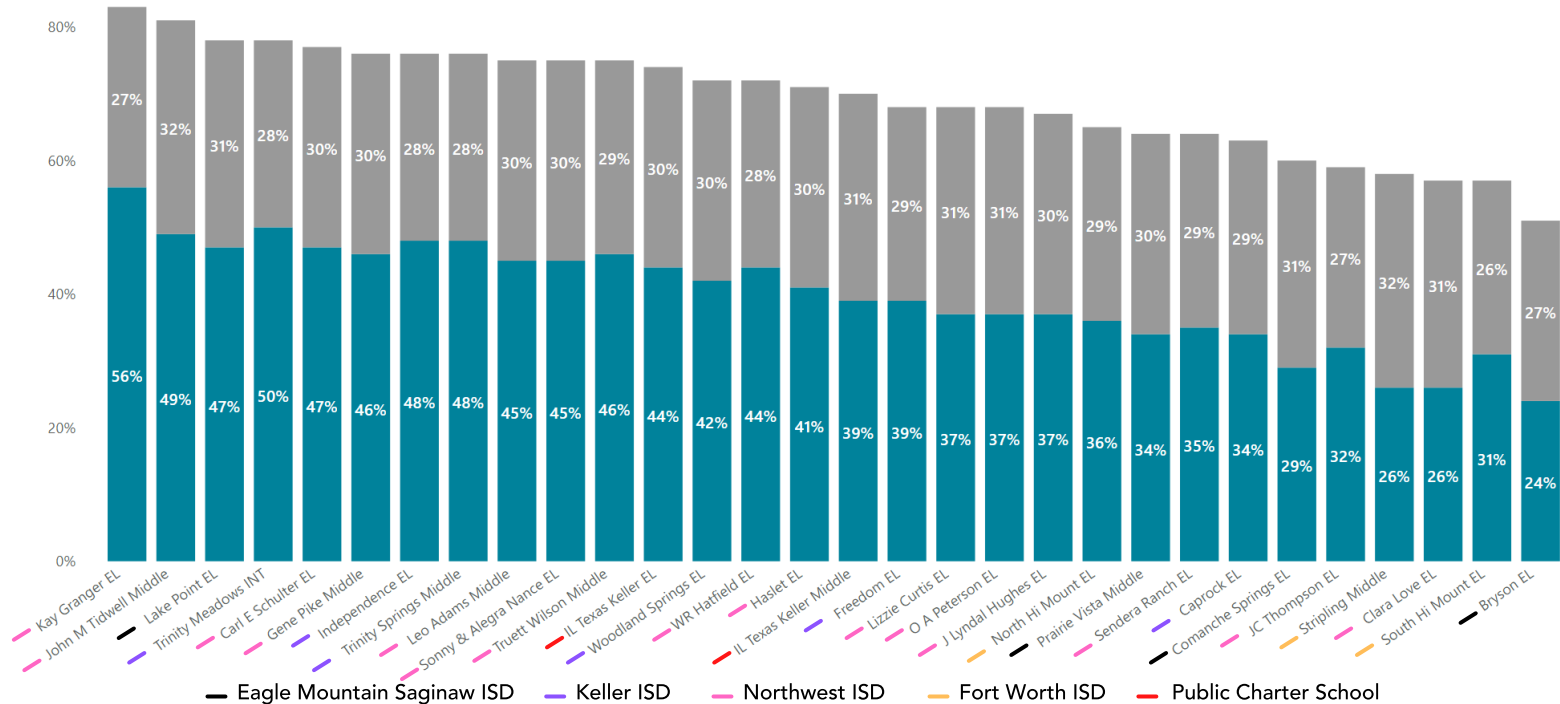


In 2021, when looking across STAAR 3-8 subject exams (Reading, Math, Writing, Science and Social Studies) taken by students in schools located in Fort Worth City Council District 7:

- Students Met grade level standards 42% of the time. This represents a 12 percentage point decrease in comparison to Spring 2019.
- Students Approached grade level standards 30% of the time, a 2 percentage point increase.

Percent of Students that Met and Approached Grade Level Standards by School on Spring 2021 STAAR 3-8 Exams

● Meets Grade Level Standards ● Approaches Grade Level Standards



FWEP.

FORT WORTH EDUCATION PARTNERSHIP

Fort Worth Council District 8

- 13,300 students are in Fort Worth ISD schools
- 3,600 students are in other public ISD schools
- 2,700 students are in public charter schools
- 700 students are in district schools of choice

19,600

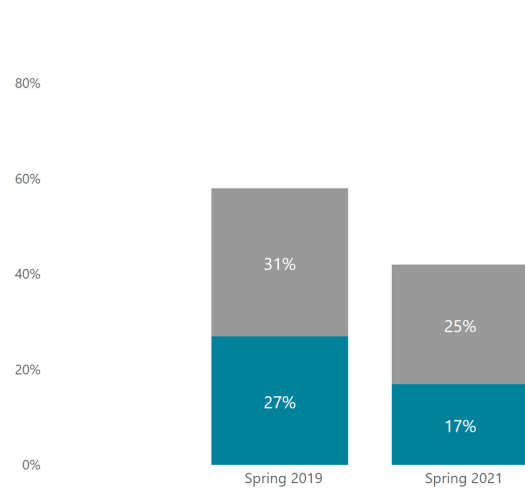
students in public schools

6

public school districts and charter networks

Student Achievement Data Comparison from Spring 2019 and Spring 2021 STAAR 3-8 Exams

● Meets Grade Level Standards ● Approaches Grade Level Standards

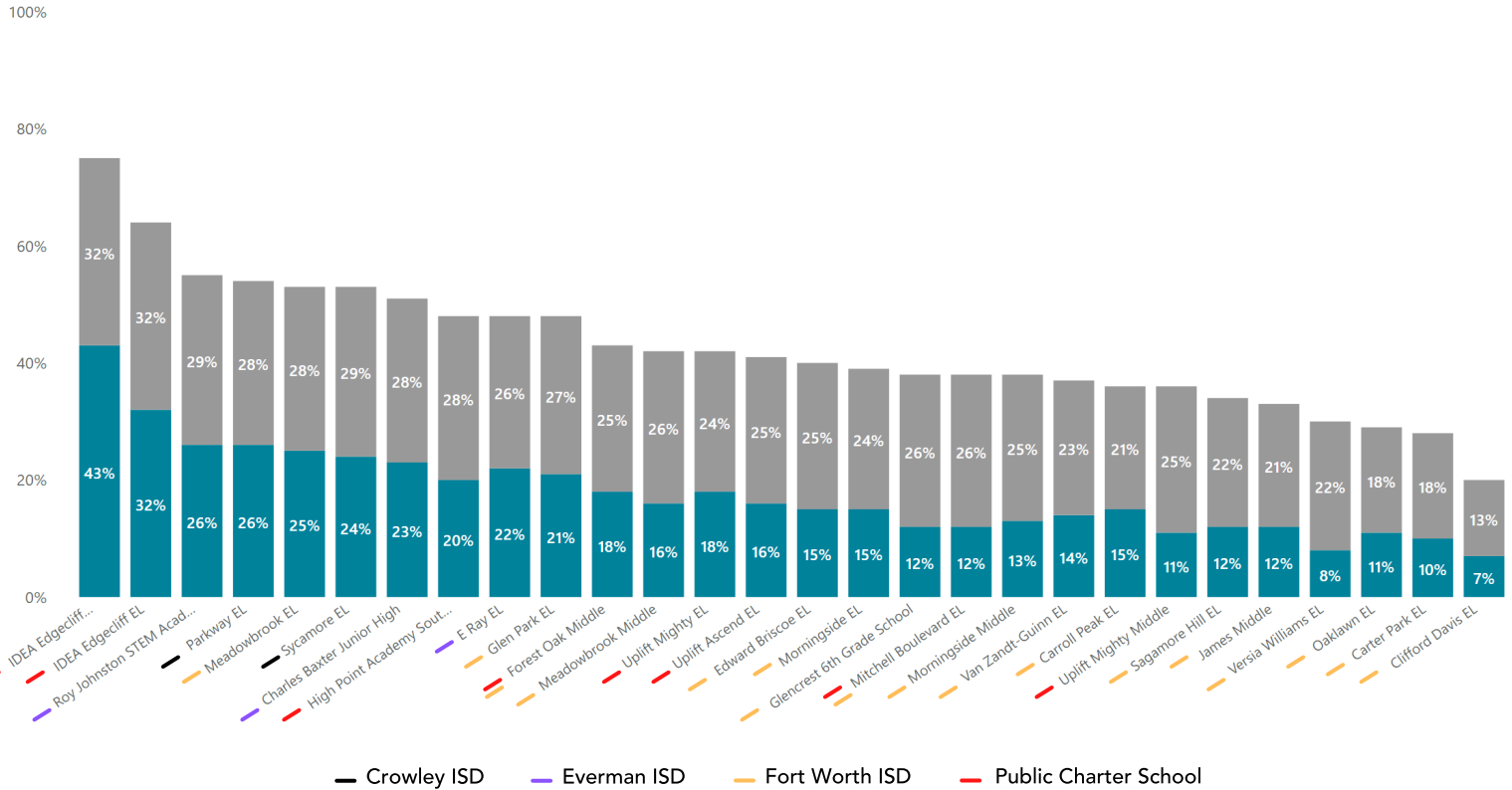


In 2021, when looking across STAAR 3-8 subject exams (Reading, Math, Writing, Science and Social Studies) taken by students in schools located in Fort Worth City Council District 8:

- Students Met grade level standards 17% of the time. This represents an 10 percentage point decrease in comparison to Spring 2019.
- Students Approached grade level standards 25% of the time. This represents a 6 percentage point decrease.

Percent of Students that Met and Approached Grade Level Standards by School on Spring 2021 STAAR 3-8 Exams

● Meets Grade Level Standards ● Approaches Grade Level Standards



Fort Worth Council District 9

- 17,300 students are in Fort Worth ISD schools
- 0 students are in other public ISD schools
- 1,500 students are in public charter schools
- 3,900 students are in district schools of choice

18,800

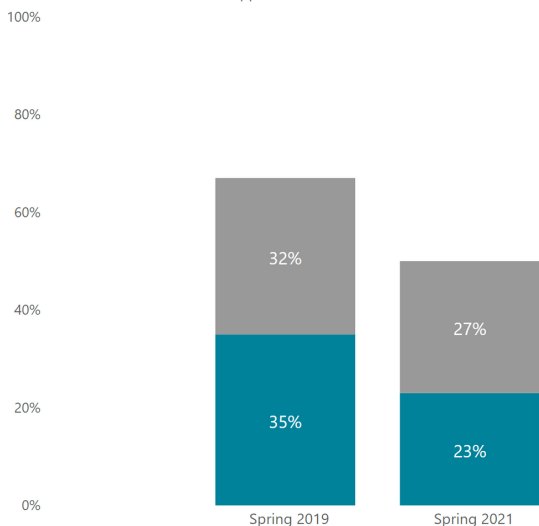
students in public schools

2

public school districts and charter networks

Student Achievement Data Comparison from Spring 2019 and Spring 2021 STAAR 3-8 Exams

● Meets Grade Level Standards ● Approaches Grade Level Standards

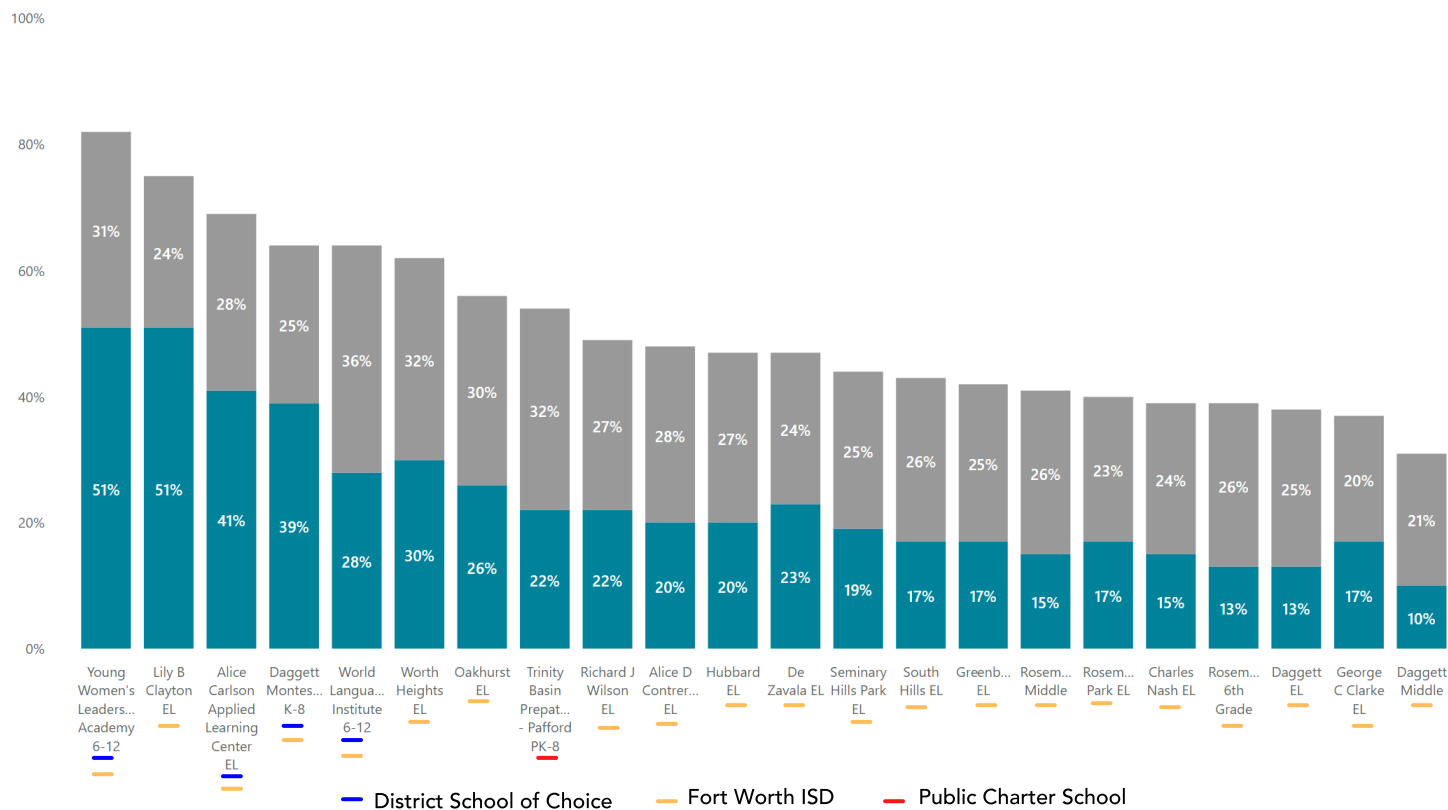


In 2021, when looking across STAAR 3-8 subject exams (Reading, Math, Writing, Science and Social Studies) taken by students in schools located in Fort Worth City Council District 9:

- Students Met grade level standards 23% of the time. This represents an 12 percentage point decrease in comparison to Spring 2019.
- Students Approached grade level standards 27% of the time. This represents a 5 percentage point decrease.

Percent of Students that Met and Approached Grade Level Standards by School on Spring 2021 STAAR 3-8 Exams

● Meets Grade Level Standards ● Approaches Grade Level Standards



Appendix

General Notes

- Percentages represent the aggregation of data for all subject tests taken across all grade levels. Meaning, the percentages shown represent the percentage of assessments that were taken and passed by 'Meeting' or 'Approaching' Grade-Level standards, across all grade-levels and all 3-8 STAAR exams combined within a specific school or City Council District.
- Enrollment data by school system and/or type of school is from School Year 2019-2020.

Geographic Boundaries

- For each City Council District, geographic boundaries were determined using maps from <https://www.fortworthtexas.gov/government/districts>, overlaid with school site locations from TEA's School Locator Map, found at <https://tea-texas.maps.arcgis.com/apps/webappviewer/index.html?id=51f0c8fa684c4d399d8d182e6edd5d97>.
- Analysis included public schools that were open in School Year 2020-2021 and located within the geographic boundaries of the council district, except schools that are rated on alternative standards.

Data Analysis

- STAAR 3-8 data is downloaded from TEA's texasassessment.gov portal, found at <https://txreports.emetric.net/>.
- School and Council District Data includes results from all 3-8 STAAR subject exams (Reading, Math, Writing, Science and Social Studies) taken in both English and Spanish.
- This data does not include results from STAAR 3-8 Alternate exams or STAAR End of Course exams.
- STAAR performance label definitions can be found from TEA at https://tea.texas.gov/sites/default/files/STAAR_Performance_Labels_and_Policy_Definitions.pdf.