

A Report on the Academic Performance of Public Schools in the City of Fort Worth

Fort Worth Education Partnership
Brent Beasley, President and CEO
bbeasley@fortwortheop.org

2018 - 2019 STAAR
3 - 8 Data Report



Overview of Public Schools in Fort Worth



236 Schools*



Over 160,000 Students



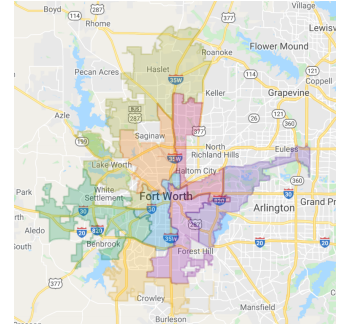
13 District Schools of Choice



33 Charter Schools

There are schools from 12 independent school districts and 12 public charter networks located in the City of Fort Worth, serving over 160,000 students within its geographic boundaries. Only about half, 76,000, of these students are in Fort Worth ISD schools, with another 75,000 in other public school districts and approximately 13,000 students in public charter schools. In comparison to other metropolitan areas in Texas, students in the City of Fort Worth have limited access to schools of choice, including district schools of choice and public charter schools. That access varies significantly by geographic location within the city.

* 10 of these schools were not open until School Year 19-20 or 20-21, and therefore are not reflected in the achievement data below.

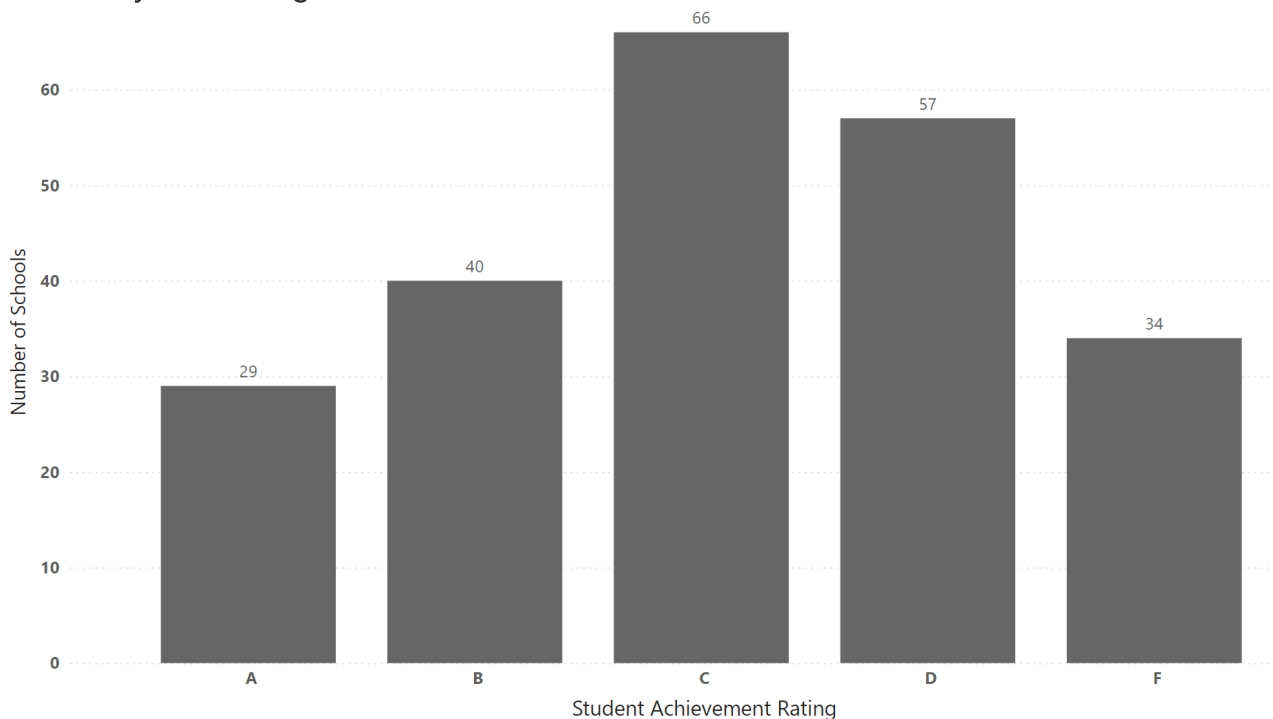


Map from: fortworthtexas.gov/government/districts

Headlines for Fort Worth Schools

- Only 31% of public schools in the City of Fort Worth received an A or B student achievement rating from TEA.
- 40% of public schools located in the City of Fort Worth schools are rated a D or F on TEA's student achievement measure.
- Schools located in the City of Fort Worth serve a high economically-disadvantaged student population, with 66% of the total student population designated as economically disadvantaged.

| TEA A-F Rating Scale | |
|----------------------|-------------|
| A | 90 or above |
| B | 80-89 |
| C | 70-79 |
| D | 60-69 |
| F | 59 or below |



Data shown is publicly available, pulled from txschools.gov, a Texas Education Agency resource. Achievement data is from the most recent year collected, School Year 2018-2019 and demographic data is from the most recent year reported, School Year 2019-2020. Data does not include schools rated on alternative standards, or outside of the geographic boundaries of the City of Fort Worth

Overview of Schools in Fort Worth Council District 2



33 Schools*



Over 20,000 Students

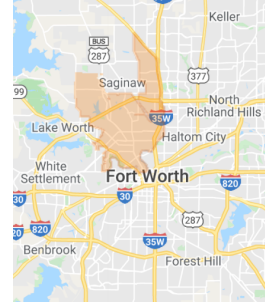


1 District School of Choice



0 Charter Schools

District 2 covers a predominately Northwest Fort Worth. There are 33 public schools that are part of Council District 2, serving over 20,000 students. When looking across Fort Worth Council Districts, District 2 students have the lowest access to schools outside of their neighborhood-zoned school, with only 1 district school of choice and 0 charter schools.



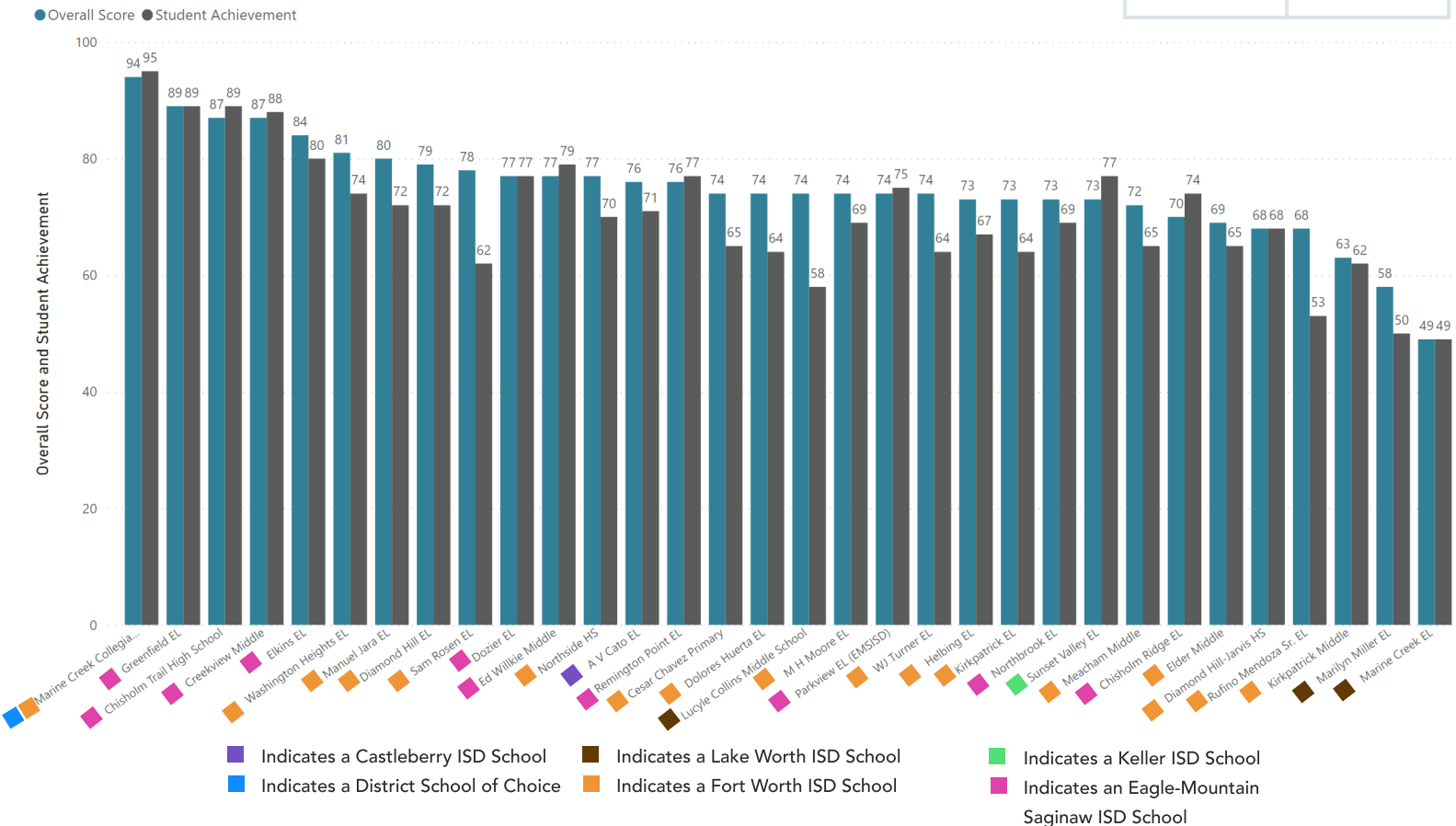
District Map from: <https://www.fortworthtexas.gov>

*One school, Marine Creek Middle, was not open in school year 2018-2019 and therefore not reflected in the data below.

Headlines for Fort Worth Council District 2 Schools

- 16% of schools in District 2 received an A or B student achievement rating from TEA.
- 50% of schools in District 2 are rated a D or F on TEA's student achievement measure.
- 75% of students in District 2 are economically disadvantaged.

| TEA A-F Rating Scale | |
|----------------------|-------------|
| A | 90 or above |
| B | 80-89 |
| C | 70-79 |
| D | 60-69 |
| F | 59 or below |



Data shown is publicly available, pulled from txschools.gov, a Texas Education Agency resource. Achievement data is from the most recent year collected, School Year 2018-2019 and demographic data is from the most recent year reported, School Year 2019-2020. School locations were sourced from TEA's online School Locator Map, overlaid with the City of Fort Worth's online City Council District Map. Schools with special designations that are rated on alternative standards were not included in this data.

Overview of Schools in Fort Worth Council District 3



26 Schools*



Over 15,000 Students



2 District Schools of Choice



8 Charter Schools*

District 3 covers a vast area of West Fort Worth. There are 26 public schools from 3 different ISDs and 4 charter networks that are part of Council District 3, serving over 15,000 students.

*Four schools, IDEA Rise (2), Uplift Elevate, and High Point Academy Elementary were not open in SY18-19 and therefore are not reflected in the data below.



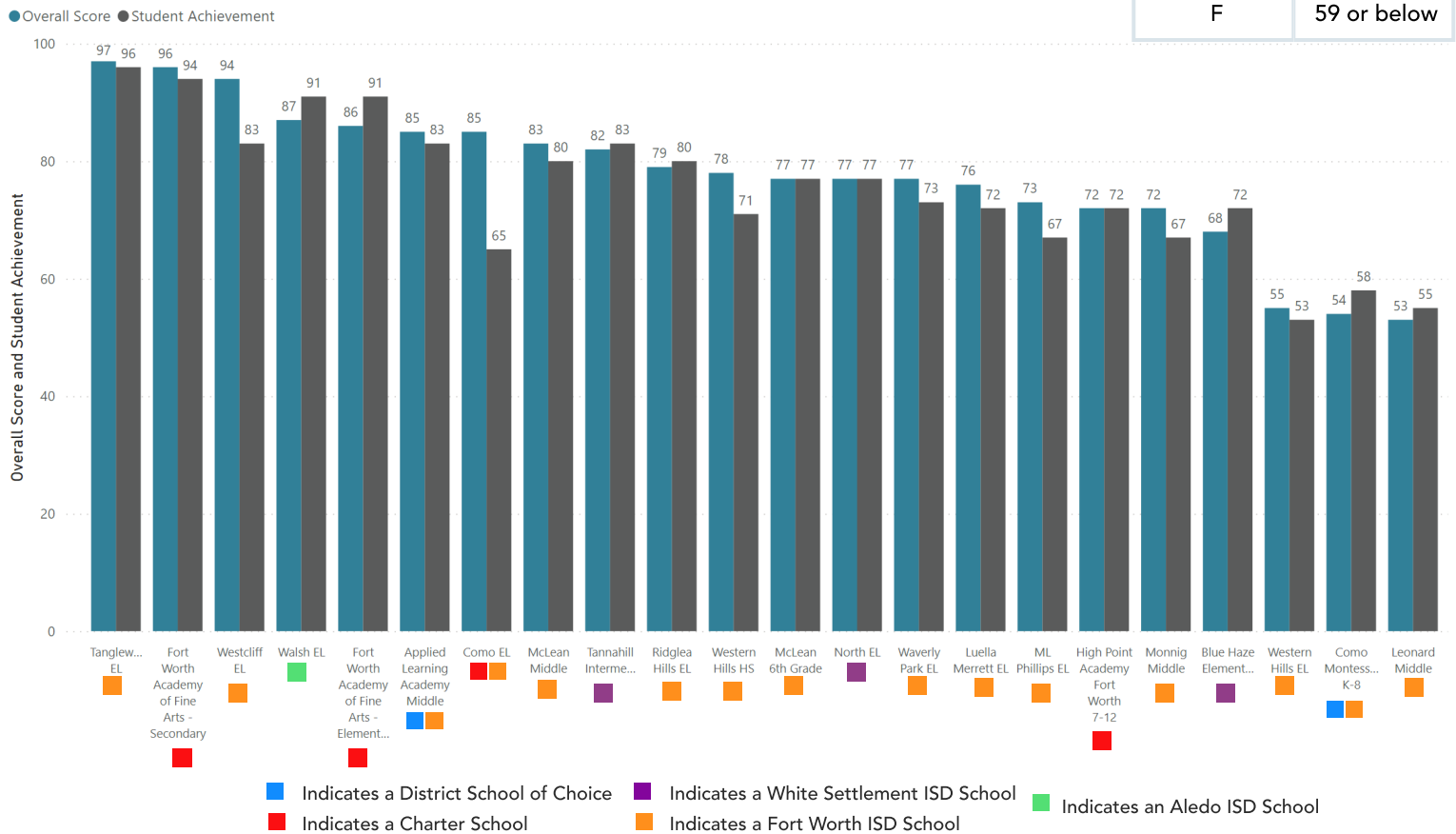
District Map from: <https://www.fortworthtexas.gov>

Headlines for Fort Worth Council District 3 Schools

- 41% of schools in District 3 received an A or B rating in student achievement from TEA.
- 27% of schools in District 3 are rated a D or F on TEA's student achievement measure.
- 61% of students in District 3 are economically-disadvantaged.

TEA A-F Rating Scale

| | |
|---|-------------|
| A | 90 or above |
| B | 80-89 |
| C | 70-79 |
| D | 60-69 |
| F | 59 or below |



Data shown is publicly available, pulled from txschools.gov, a Texas Education Agency resource. Achievement data is from the most recent year collected, School Year 2018-2019 and demographic data is from the most recent year reported, School Year 2019-2020.

School locations were sourced from TEA's online School Locator Map, overlaid with the City of Fort Worth's online City Council District Map. Schools with special designations that are rated on alternative standards were not included in this data.

Overview of Schools in Fort Worth Council District 4



31 Schools



Over 20,000 Students



1 District School of Choice



4 Charter Schools

District 4 covers a thin, long section of predominately North and East Fort Worth. There are 31 public schools from 2 different ISDs and 3 charter networks that are part of Council District 4, serving over 20,000 students. Students in District 4 have limited access to school choices outside of their neighborhood zoned schools.

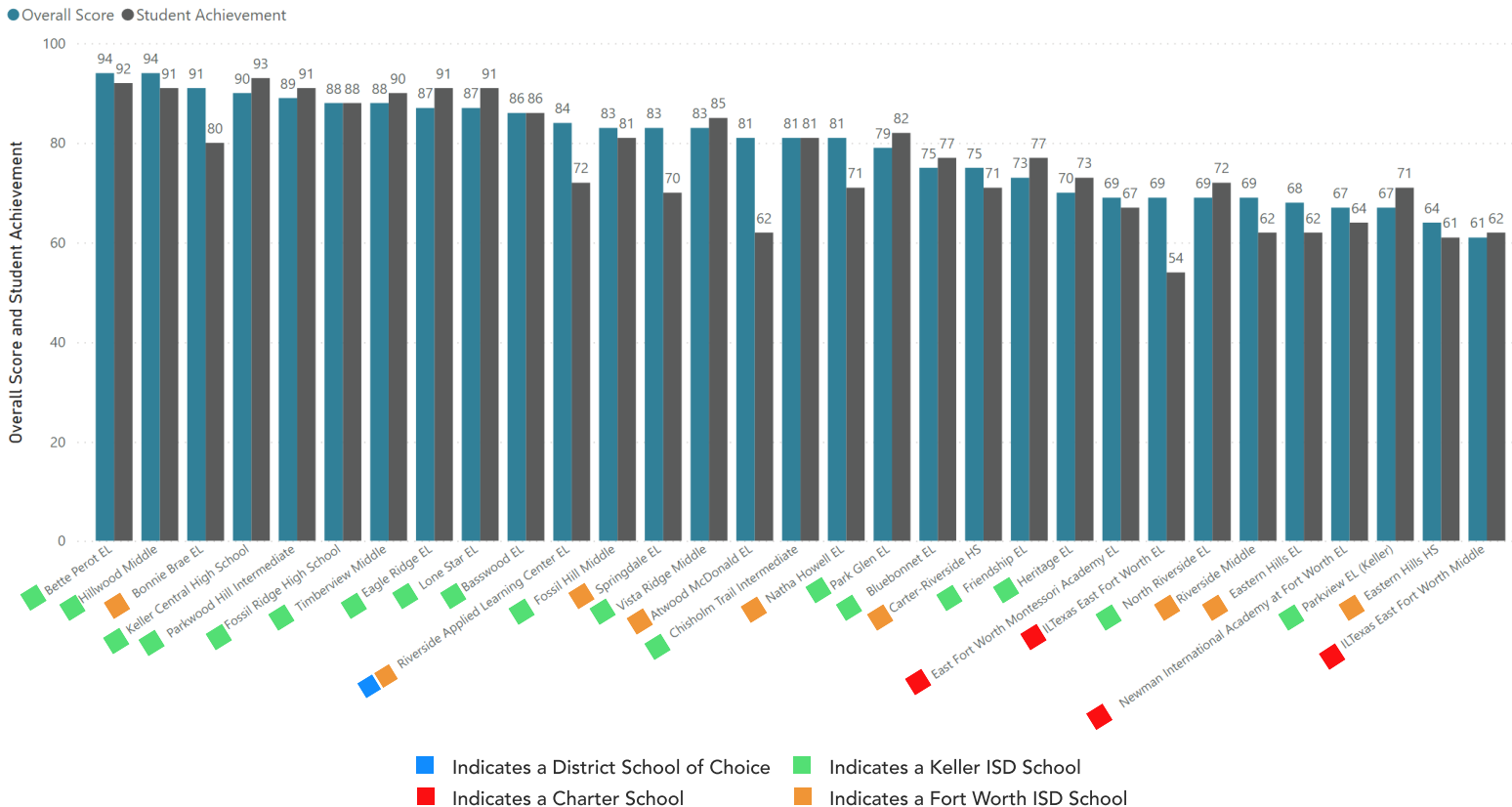


District Map from: <https://www.fortworthtexas.gov>

Headlines for Fort Worth Council District 4 Schools

- 45% of schools in District 4 received an A or B student achievement rating from TEA.
- 26% of schools in District 4 are rated a D or F on TEA's student achievement measure.
- 53% of students in District 4 are economically-disadvantaged.

| TEA A-F Rating Scale | |
|----------------------|-------------|
| A | 90 or above |
| B | 80-89 |
| C | 70-79 |
| D | 60-69 |
| F | 59 or below |



Data shown is publicly available, pulled from txschools.gov, a Texas Education Agency resource. Achievement data is from the most recent year collected, School Year 2018-2019 and demographic data is from the most recent year reported, School Year 2019-2020. School locations were sourced from TEA's online School Locator Map, overlaid with the City of Fort Worth's online City Council District Map. Schools with special designations that are rated on alternative standards were not included in this data.

Overview of Schools in Fort Worth Council District 5



23 Schools*



Over 10,000 Students



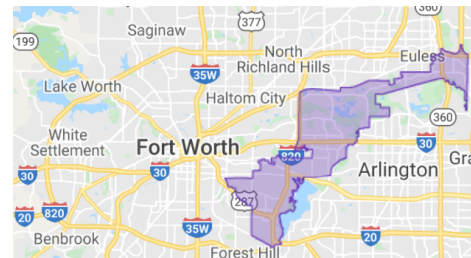
1 District School of Choice



4 Charter Schools

District 5 covers a wide section of East Fort Worth. There are 23 public schools that are part of Council District 5, serving over 10,000 students. When looking across Fort Worth Council Districts, District 5 students have some of the lowest access to high-quality public schools, and limited access to choices outside of neighborhood schools.

*One school, Trinity Lakes Elementary, opened in school year 2020-2021, and therefore is not reflected in the data below.



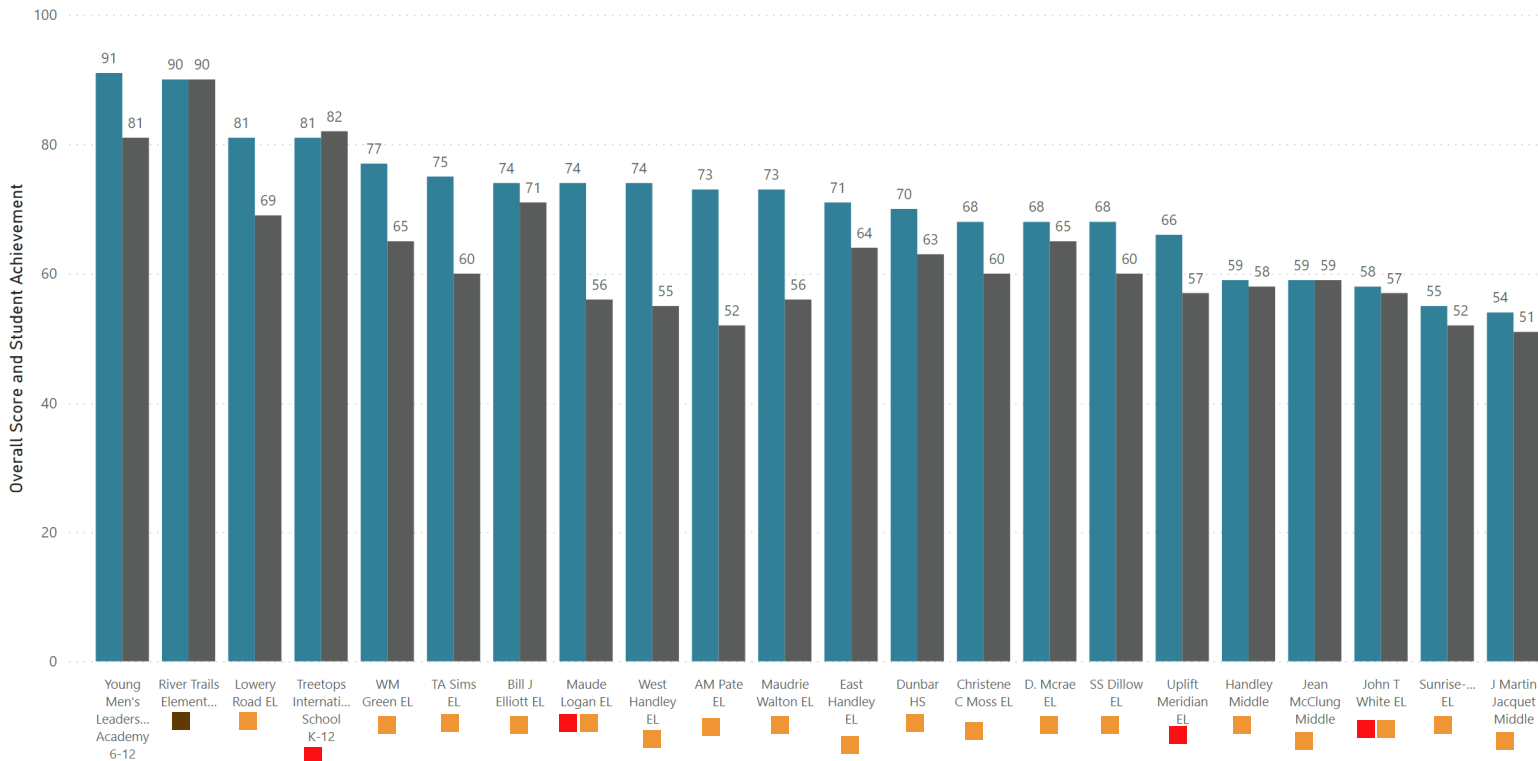
District Map from: <https://www.fortworthtexas.gov>

Headlines for Fort Worth Council District 5 Schools

- 14% of schools in District 5 received an A or B student achievement rating from TEA.
- 82% of schools in District 5 are rated a D or F on TEA's student achievement measure.
- 87% of students in District 5 are economically disadvantaged.

| TEA A-F Rating Scale | |
|----------------------|-------------|
| A | 90 or above |
| B | 80-89 |
| C | 70-79 |
| D | 60-69 |
| F | 59 or below |

● Overall Score ● Student Achievement



■ Indicates a District School of Choice
 ■ Indicates an H-E-B ISD School
■ Indicates a Charter School
 ■ Indicates a Fort Worth ISD School

Data shown is publicly available, pulled from txschools.gov, a Texas Education Agency resource. Achievement data is from the most recent year collected, School Year 2018-2019 and demographic data is from the most recent year reported, School Year 2019-2020. School locations were sourced from TEA's online School Locator Map, overlaid with the City of Fort Worth's online City Council District Map. Schools with special designations that are rated on alternative standards were not included in this data.

Overview of Schools in Fort Worth Council District 6



28 Schools*



Over 20,000 Students



0 District Schools of Choice



4 Charter Schools*

District 6 covers far South and Southwest Fort Worth. There are 28 public schools from 3 different ISDs and 3 charter networks that are part of Council District 6, serving over 20,000 students. Students in District 6 have limited access to school choices outside of their neighborhood zoned schools.

*2 schools, Great Hearts Lakeside (Charter) and June Davis Elementary (Crowley ISD) were not open during the 2018-2019 school year, and therefore are not reflected in the data below.



District Map from: <https://www.fortworthtexas.gov>

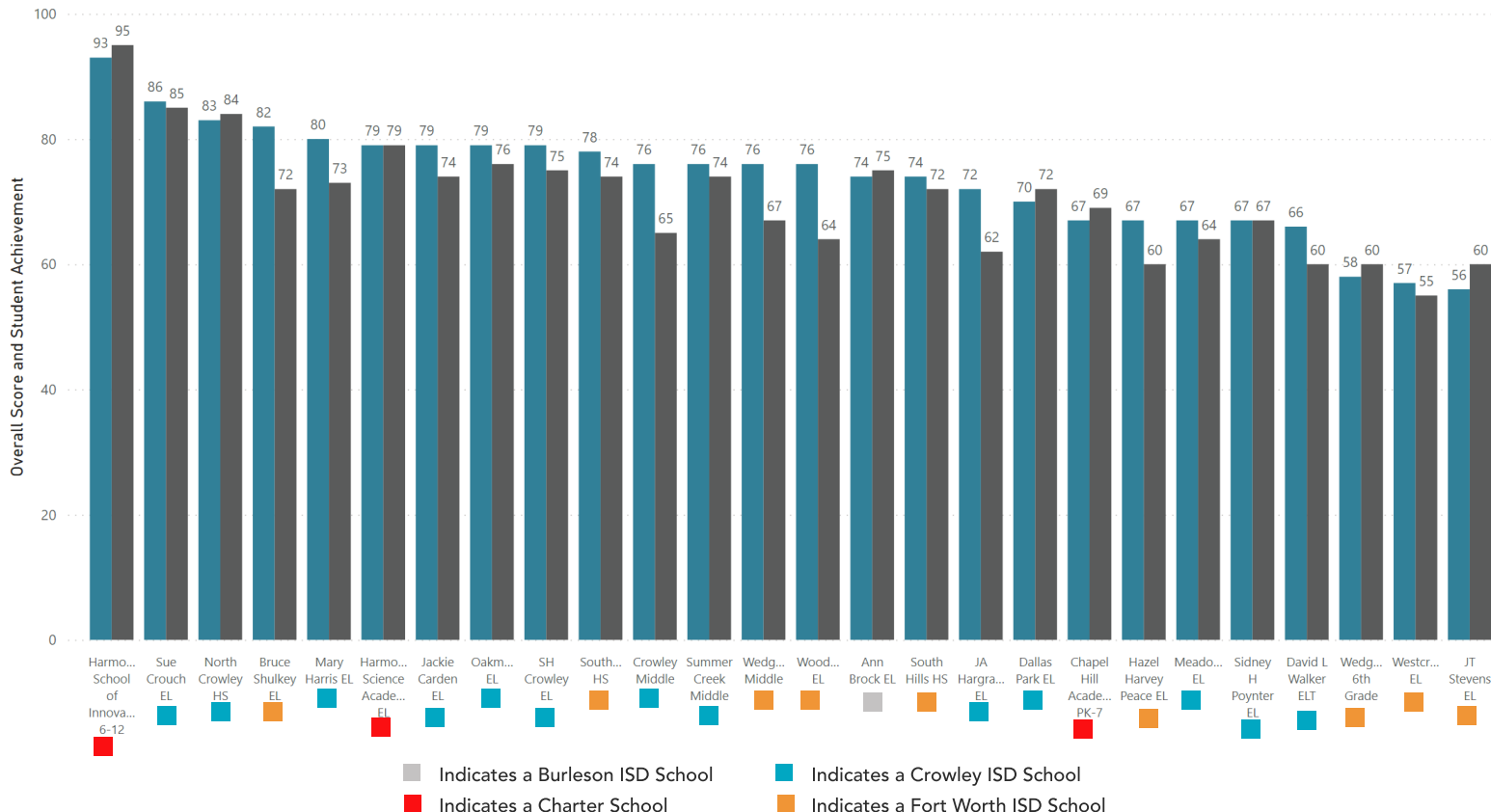
Headlines for Fort Worth Council District 6 Schools

- 12% of schools in District 6 received an A or B student achievement rating from TEA.
- 46% of schools in District 6 are rated a D or F on TEA's student achievement measure.
- 74% of students attending District 6 schools are economically-disadvantaged.

TEA A-F Rating Scale

| | |
|---|-------------|
| A | 90 or above |
| B | 80-89 |
| C | 70-79 |
| D | 60-69 |
| F | 59 or below |

● Overall Score ● Student Achievement



Data shown is publicly available, pulled from txschools.gov, a Texas Education Agency resource. Achievement data is from the most recent year collected, School Year 2018-2019 and demographic data is from the most recent year reported, School Year 2019-2020. School locations were sourced from TEA's online School Locator Map, overlaid with the City of Fort Worth's online City Council District Map. Schools with special designations that are rated on alternative standards were not included in this data.

Overview of Schools in Fort Worth Council District 7



35 Schools



Over 25,000 Students



0 District Schools of Choice



3 Charter Schools

District 7 covers far Northwest Fort Worth. There are 35 public schools from 5 different ISDs and 1 charter network that are part of Council District 7, serving over 25,000 students. Students in District 7 have limited access to school choices outside of their neighborhood zoned schools.

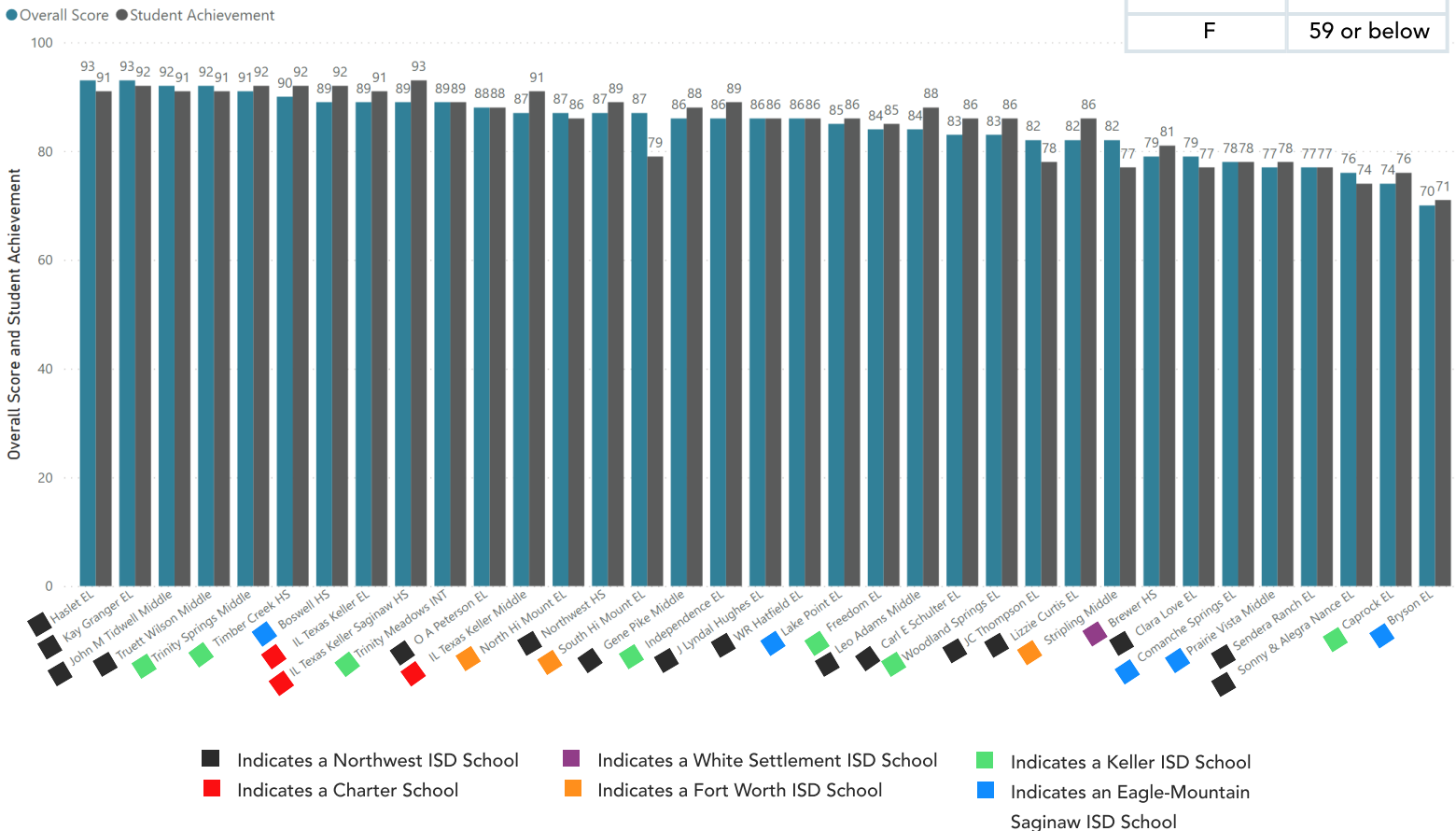


District Map from: <https://www.fortworthtexas.gov>

Headlines for Fort Worth Council District 7 Schools

- 71% of schools in District 7 received an A or B student achievement rating from TEA.
- 0% of schools in District 7 are rated a D or F on TEA's student achievement measure.
- District 7 schools serve the least economically-disadvantaged student population in the City of Fort Worth, at only 31%.

| TEA A-F Rating Scale | |
|----------------------|-------------|
| A | 90 or above |
| B | 80-89 |
| C | 70-79 |
| D | 60-69 |
| F | 59 or below |



Data shown is publicly available, pulled from txschools.gov, a Texas Education Agency resource. Achievement data is from the most recent year collected, School Year 2018-2019 and demographic data is from the most recent year reported, School Year 2019-2020. School locations were sourced from TEA's online School Locator Map, overlaid with the City of Fort Worth's online City Council District Map. Schools with special designations that are rated on alternative standards were not included in this data.

Overview of Schools in Fort Worth Council District 8



34 Schools*



Nearly 20,000 Students



2 District Schools of Choice



9 Charter Schools*

District 8 covers a predominately Southeast Fort Worth. There are 34 public schools that are part of Council District 8, serving nearly 20,000 students. When looking across Fort Worth Council Districts, District 8 students have some of the lowest access to high-quality schools.

*Two schools, IDEA Edgcliff and IDEA Edgcliff College Prep, opened in School year 2020-2021 and therefore not reflected in the data below.

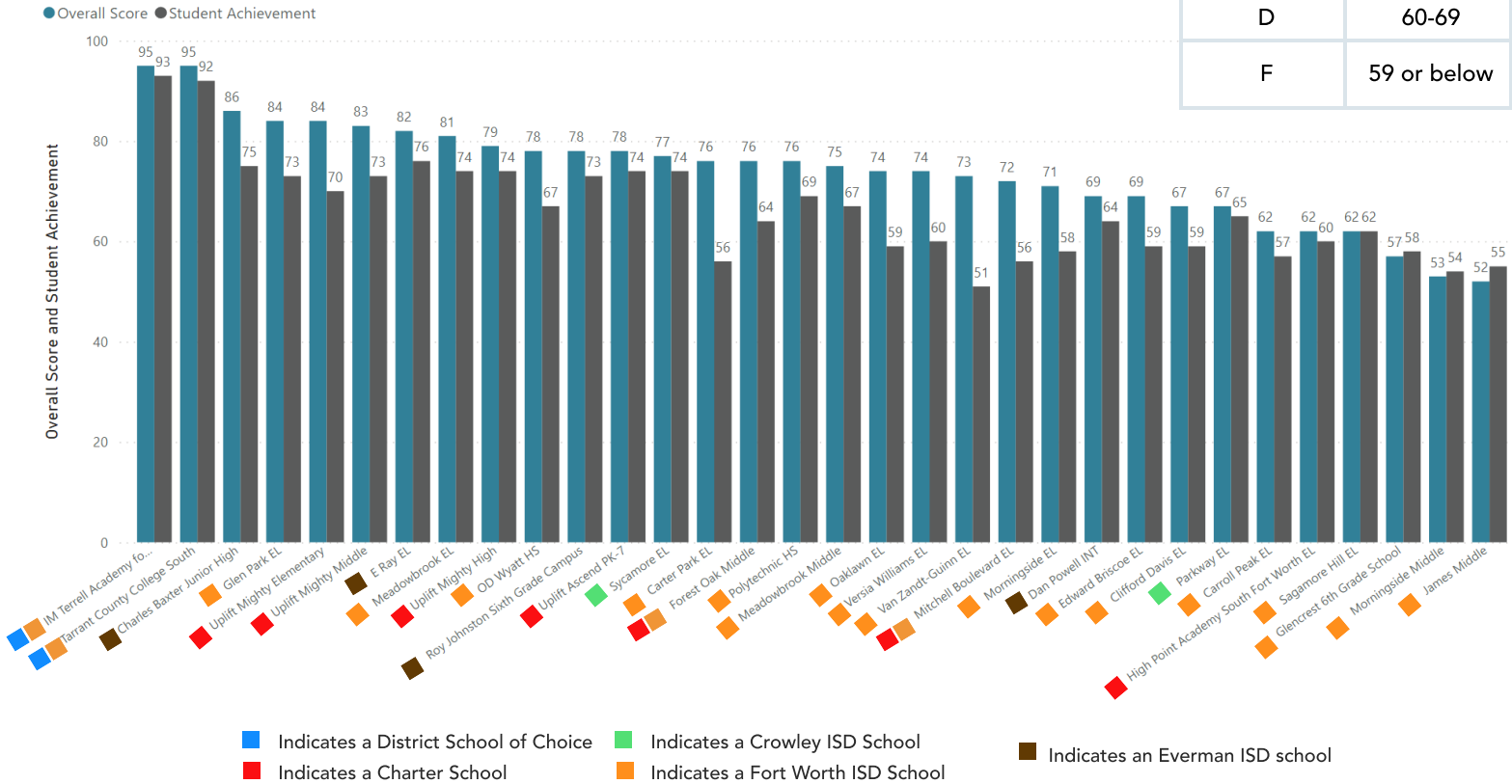


District Map from: <https://www.fortworthtexas.gov>

Headlines for Fort Worth Council District 8 Schools

- 6% of schools in District 8 received an A or B student achievement rating from TEA.
- 63% of schools in District 8 are rated a D or F on TEA's student achievement measure.
- The majority of students, 90%, in District 8 are economically disadvantaged.

| TEA A-F Rating Scale | |
|----------------------|-------------|
| A | 90 or above |
| B | 80-89 |
| C | 70-79 |
| D | 60-69 |
| F | 59 or below |



Data shown is publicly available, pulled from txschools.gov, a Texas Education Agency resource. Achievement data is from the most recent year collected, School Year 2018-2019 and demographic data is from the most recent year reported, School Year 2019-2020. School locations were sourced from TEA's online School Locator Map, overlaid with the City of Fort Worth's online City Council District Map. Schools with special designations that are rated on alternative standards were not included in this data.

Overview of Schools in Fort Worth Council District 9



26 Schools



Over 18,000 Students



6 District Schools of Choice



1 Charter School

District 9 covers a long central portion of Fort Worth stretching from areas in Northeast and Downtown Fort Worth, to South Fort Worth. There are 26 public schools from 1 ISD and 1 charter network that are part of Council District 9, serving over 18,000 students. Students in District 9 have more access to ISD schools of choice than other council districts in Fort Worth, but limited access to charter schools.

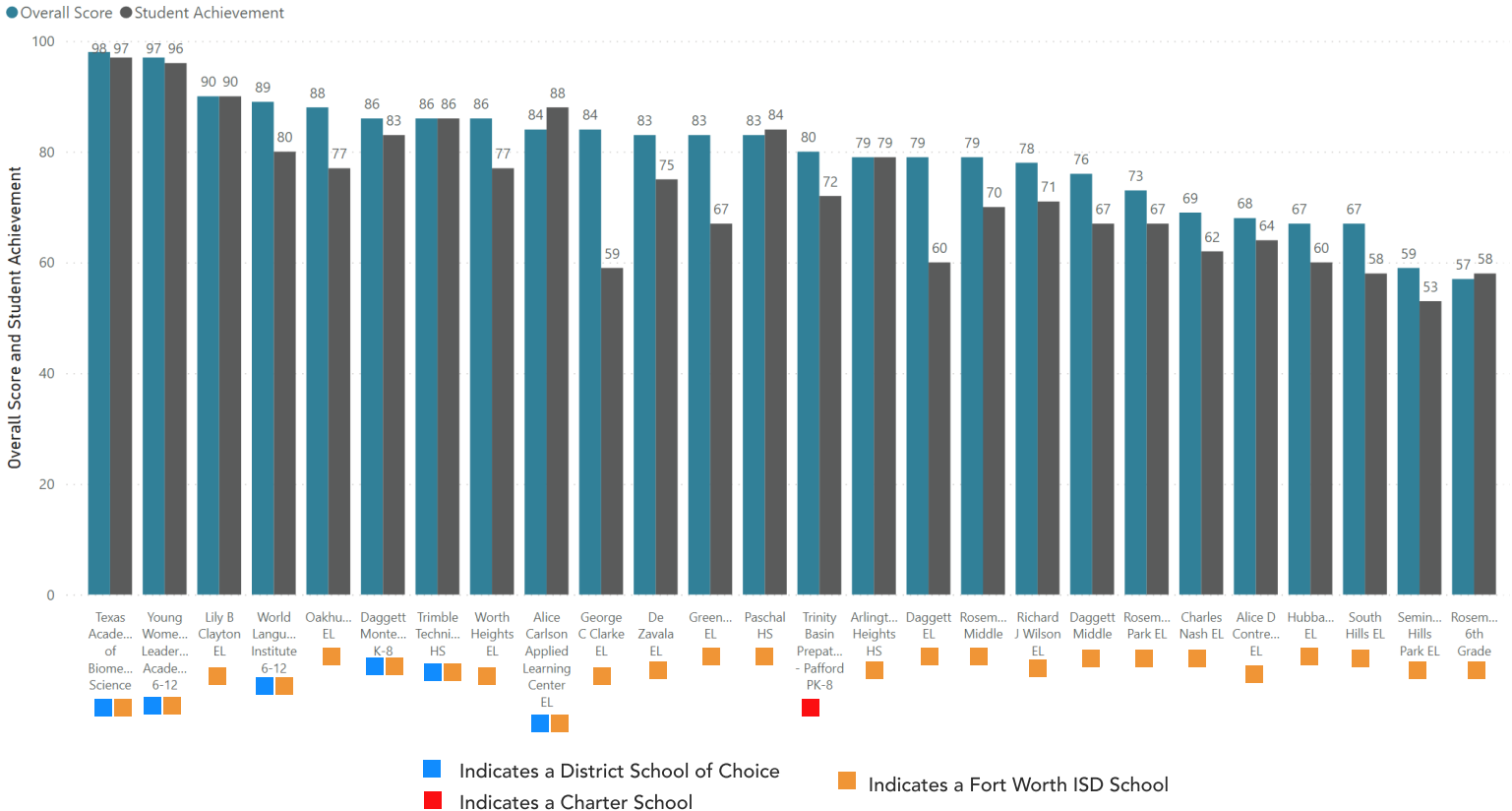


District Map from: <https://www.fortworthtexas.gov>

Headlines for Fort Worth Council District 9 Schools

- 31% of schools in District 9 received an A or B student achievement rating from TEA.
- 42% of schools in District 9 are rated a D or F on TEA's student achievement measure.
- 80% of students attending District 9 schools are economically disadvantaged
- Schools of choice in District 9 are performing significantly higher than neighborhood-zoned schools.

| TEA A-F Rating Scale | |
|----------------------|-------------|
| A | 90 or above |
| B | 80-89 |
| C | 70-79 |
| D | 60-69 |
| F | 59 or below |



Data shown is publicly available, pulled from txschools.gov, a Texas Education Agency resource. Achievement Data is from the most recent year collected, School Year 2018-2019 and demographic data is from the most recent year reported, School Year 2019-2020. School locations were sourced from TEA's online School Locator Map, overlaid with the City of Fort Worth's online City Council District Map. Schools with special designations that are rated on alternative standards were not included in this data.