



City of Fort Worth STAAR Data Report:

Results from 2022 - 2023 for Students in Grades 3-8

Table of Contents

03 Citywide Data

04 District 2

05 District 3

06 District 4

07 District 5

08 District 6

09 District 7

10 District 8

11 District 9


12 District 10

13 District 11

14 Appendix

The City of Fort Worth

Mayor: Mattie Parker

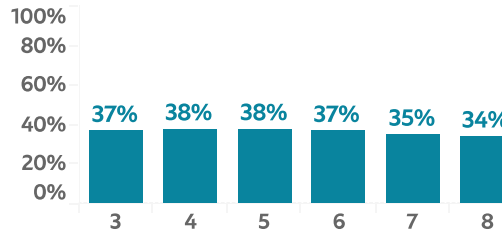


Student Achievement Annual Data Comparison for STAAR 3-8 Exams

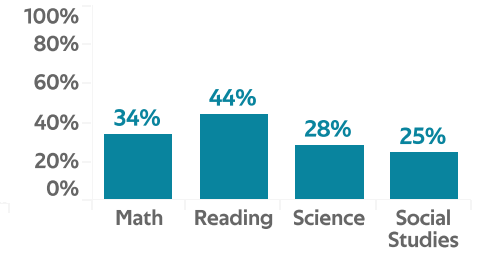
Students met grade-level standards 36% of the time on State of Texas tests (STAAR) for the 2022-2023 academic year in Grades 3-8 for Reading, Math, Science, and Social Studies. This represents the same result as Spring 2022.

Percentage of Students that Met Grade Level Standards on Spring 2023 STAAR 3-8 Exams

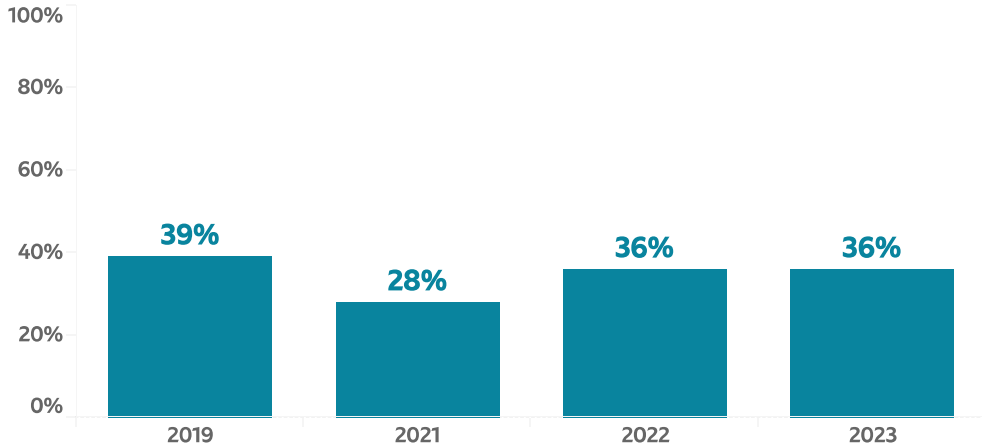
By Grade



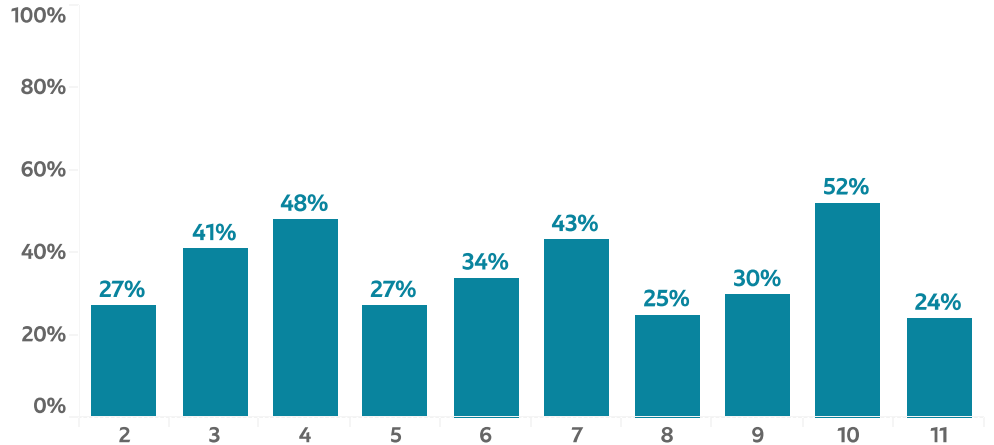
By Subject



By Year



By Council District



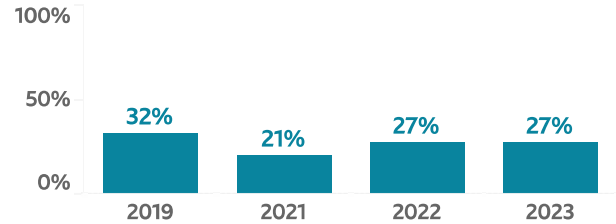
Fort Worth City Council District 2

City Councilmember: Carlos Flores

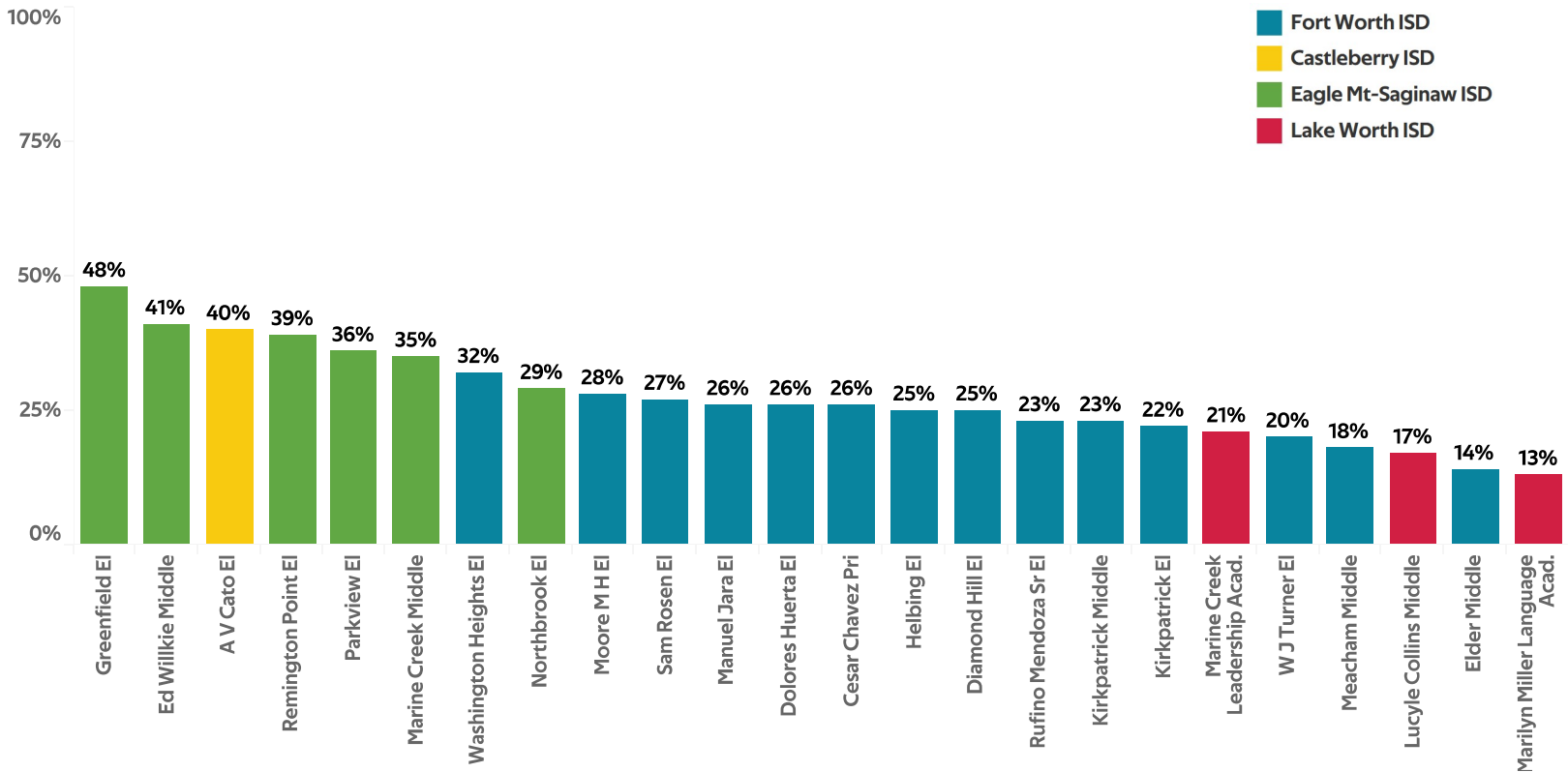


Student Achievement Annual Data Comparison for STAAR 3-8 Exams

Students met grade-level standards 27% of the time on State of Texas tests (STAAR) for the 2022-2023 academic year in Grades 3-8 for Reading, Math, Science, and Social Studies. This represents the same result as Spring 2022.



Percentage of Students Meeting Grade Level Standard



Percentage Point Growth in Students Meeting Grade Level: 2022-2023

- +12 Washington Heights EI
- +8 Rufino Mendoza Sr EI
- +6 AV Cato EI
- +3 Marine Creek Middle
- +1 Helbing EI
- +1 Lucyle Collins Middle
- 0 Dolores Huerta EI
- 0 Meacham Middle
- 0 Remington Point EI
- 1 Ed Willkie Middle
- 1 Marilyn Miller Language Acad.
- 2 Diamond Hill EI
- 2 Kirkpatrick Middle
- 2 Sam Rosen EI
- 3 Cesar Chavez Pri
- 3 Elder Middle
- 3 Greenfield EI
- 3 Manuel Jara EI
- 4 Kirkpatrick EI
- 4 W J Turner EI
- 5 Marine Creek Leadership Acad.
- 5 Moore M H EI
- 5 Northbrook EI
- 5 Parkview EI

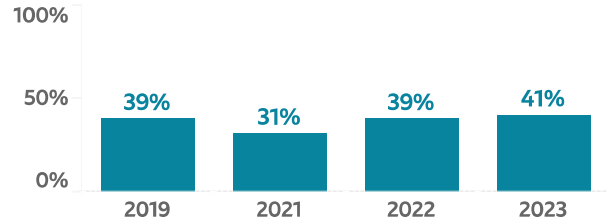
Fort Worth City Council District 3

City Councilmember: Michael D. Crain

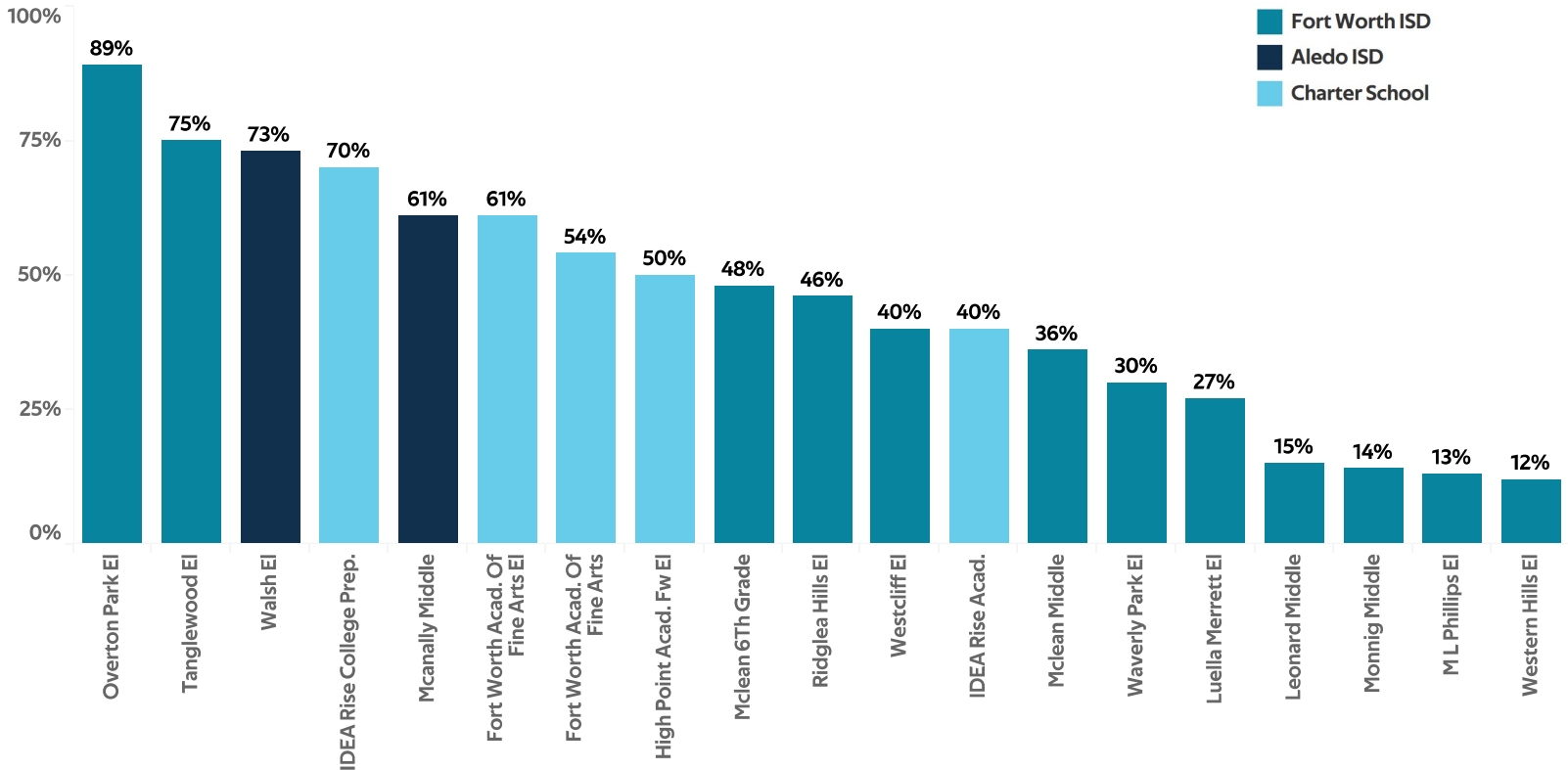


Student Achievement Annual Data Comparison for STAAR 3-8 Exams

Students met grade-level standards 41% of the time on State of Texas tests (STAAR) for the 2022-2023 academic year in Grades 3-8 for Reading, Math, Science, and Social Studies. This represents a two percentage point increase relative to Spring 2022.



Percentage of Students Meeting Grade Level Standard



Percentage Point Growth in Students Meeting Grade Level: 2022-2023

- +7 IDEA Rise College Prep.
- +6 Fort Worth Acad. Of Fine Arts
- +4 High Point Acad. Fw EI
- +2 Ridglea Hills EI
- +1 Leonard Middle
- 0 Monnig Middle
- 0 Overton Park EI
- 1 IDEA Rise Acad.
- 1 Mclean Middle
- 1 Walsh EI
- 2 Fort Worth Acad. Of Fine Arts EI
- 3 Western Hills EI
- 4 Luella Merrett EI
- 4 Mclean 6Th Grade
- 7 Waverly Park EI
- 7 Westcliff EI
- 9 Tanglewood EI
- 11 ML Phillips EI
- N/A Mcanally Middle

Fort Worth City Council District 4

City Councilmember: Charles Lauersdorf

12,783
students in
public schools

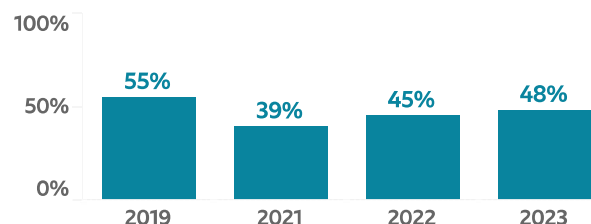
= **0**
students in
Fort Worth ISD schools

+ **11,393**
students in other
public ISD schools

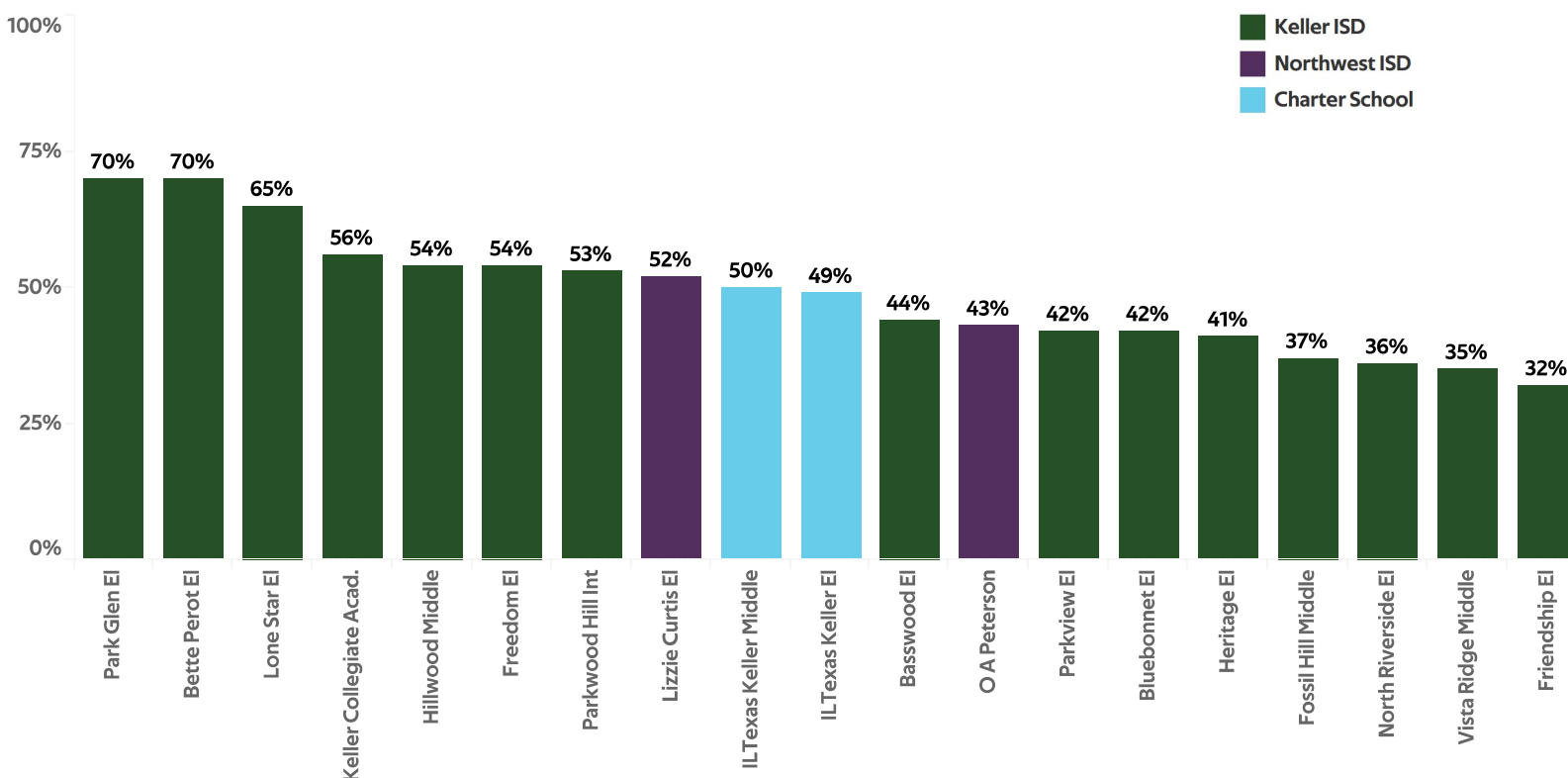
+ **1,390**
students in public
charter schools

Student Achievement Annual Data Comparison for STAAR 3-8 Exams

Students met grade-level standards 48% of the time on State of Texas tests (STAAR) for the 2022-2023 academic year in Grades 3-8 for Reading, Math, Science, and Social Studies. This represents a three percentage point increase relative to Spring 2022.



Percentage of Students Meeting Grade Level Standard



Percentage Point Growth in Students Meeting Grade Level: 2022-2023

- +9 Hillwood Middle
- +6 Fossil Hill Middle
- +6 Keller Collegiate Acad.
- +5 Heritage El
- +5 Lizzie Curtis El
- +5 Vista Ridge Middle
- +4 Park Glen El
- +2 Parkview El
- +2 Parkwood Hill Int
- +1 North Riverside El
- +1 O A Peterson
- 0 Freedom El
- 1 Basswood El
- 1 Bette Perot El
- 1 ILTexas Keller Middle
- 3 Lone Star El
- 7 Bluebonnet El
- 7 ILTexas Keller El
- 8 Friendship El

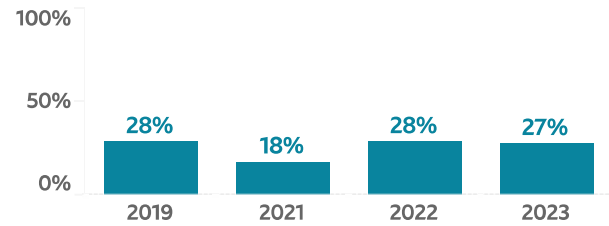
Fort Worth City Council District 5

City Councilmember: Gyna Bivens

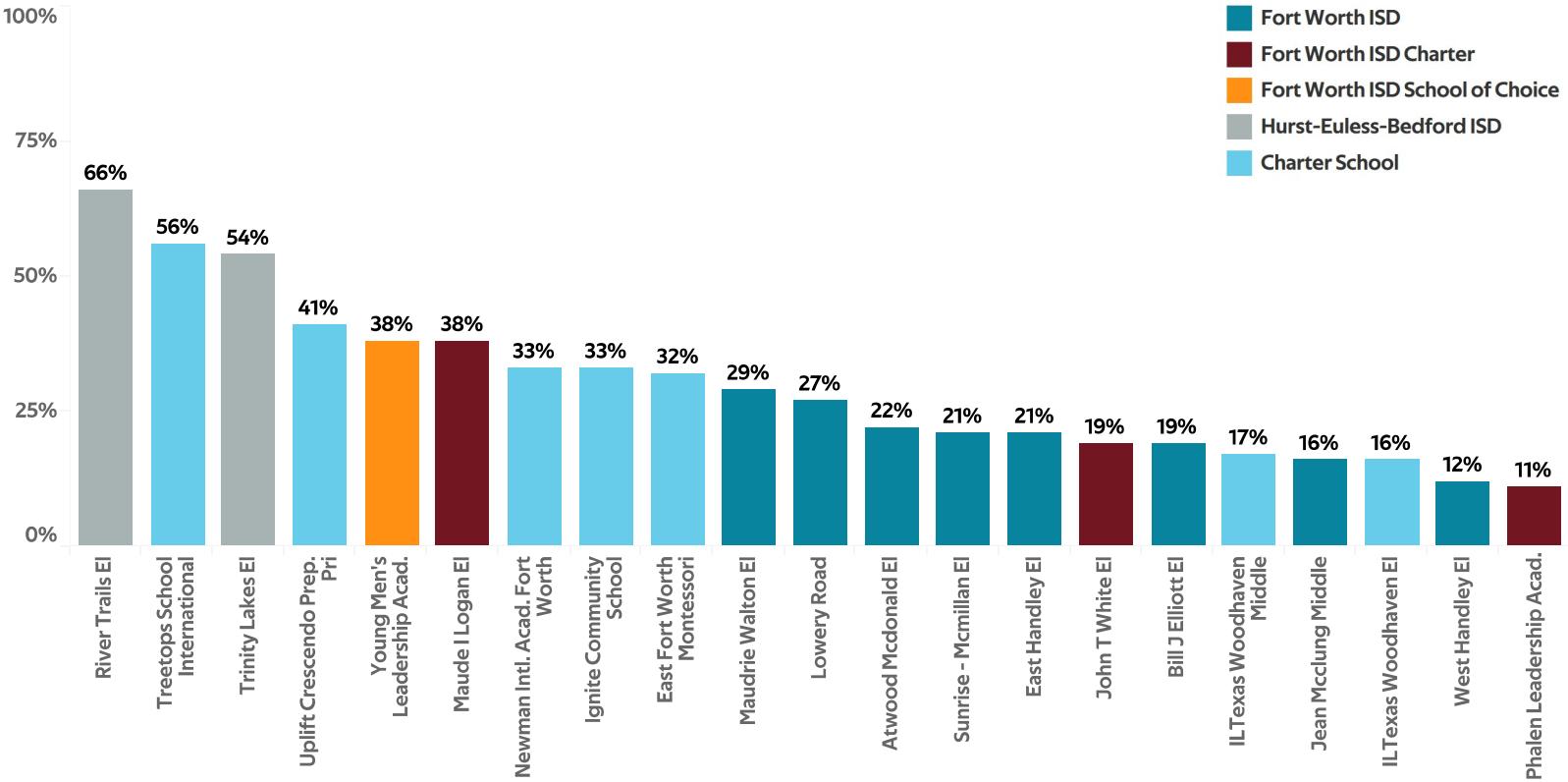


Student Achievement Annual Data Comparison for STAAR 3-8 Exams

Students met grade-level standards 27% of the time on State of Texas tests (STAAR) for the 2022-2023 academic year in Grades 3-8 for Reading, Math, Science, and Social Studies. This represents a one percentage point decrease relative to Spring 2022.



Percentage of Students Meeting Grade Level Standard



Percentage Point Growth in Students Meeting Grade Level: 2022-2023

- +6 Uplift Crescendo Prep. Pri
- +5 Newman Intl. Acad. Fort Worth
- +4 Maudrie Walton EI
- +4 Young Men's Leadership Acad.
- +2 Maude I Logan EI
- +1 Trinity Lakes EI
- 0 ILTexas Woodhaven Middle
- 0 Phalen Leadership Acad.
- 0 River Trails EI
- 1 East Handley EI
- 1 Lowery Road
- 2 ILTexas Woodhaven EI
- 2 Jean Mcclung Middle
- 2 Sunrise - Mcmillan EI
- 3 East Fort Worth Montessori
- 6 John T White EI
- 6 Treetops School International
- 8 West Handley EI
- 9 Bill J Elliott EI
- 12 Atwood Mcdonald EI
- 14 Ignite Community School

Fort Worth City Council District 6

City Councilmember: Jared Williams

16,503
students in
public schools

=

3,930
students in
Fort Worth ISD schools

+

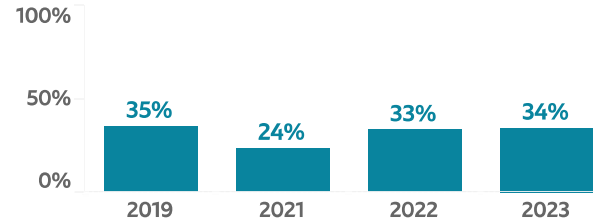
9,720
students in other
public ISD schools

+

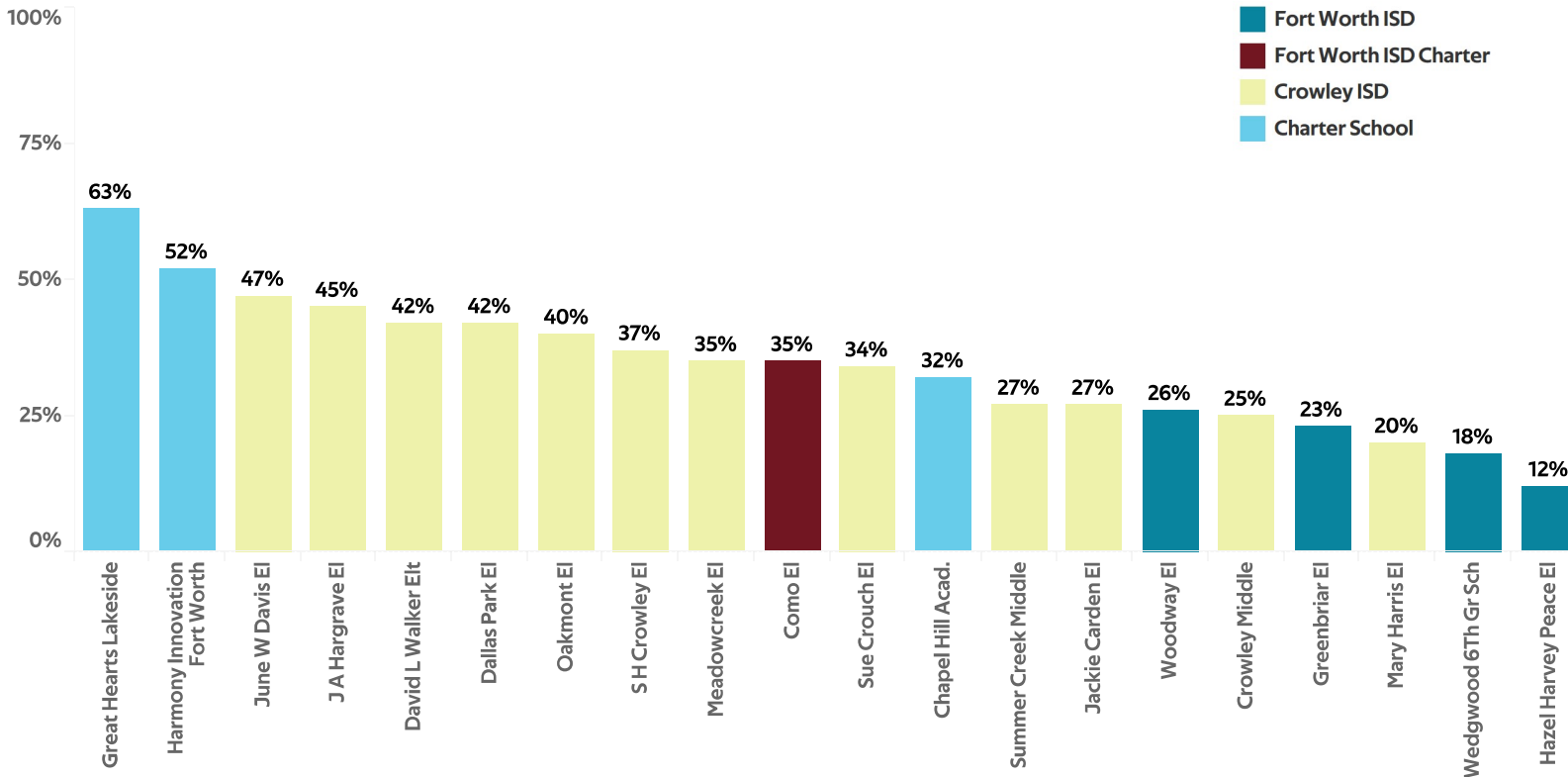
2,853
students in public
charter schools

Student Achievement Annual Data Comparison for STAAR 3-8 Exams

Students met grade-level standards 34% of the time on State of Texas tests (STAAR) for the 2022-2023 academic year in Grades 3-8 for Reading, Math, Science, and Social Studies. This represents a one percentage point increase relative to Spring 2022.



Percentage of Students Meeting Grade Level Standard



Percentage Point Growth in Students Meeting Grade Level: 2022-2023

- +10 Meadowcreek EI
- +9 Great Hearts Lakeside
- +6 Sue Crouch EI
- +3 Chapel Hill Acad.
- +3 Como EI
- +3 Crowley Middle
- +2 Harmony Innovation Fort Worth
- +1 Oakmont EI
- +1 Woodway EI
- 0 S H Crowley EI
- 0 Summer Creek Middle
- 1 June W Davis EI
- 2 David L Walker Elt
- 2 Wedgwood 6Th Gr Sch
- 3 Dallas Park EI
- 3 J A Hargrave EI
- 6 Greenbriar EI
- 8 Hazel Harvey Peace EI
- 10 Mary Harris EI
- 15 Jackie Carden EI

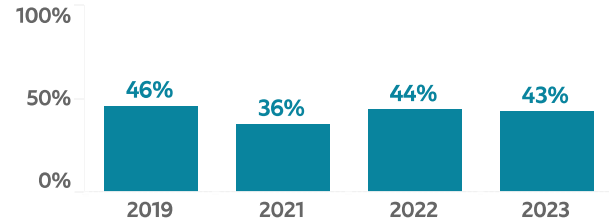
Fort Worth City Council District 7

City Councilmember: Macy Hill

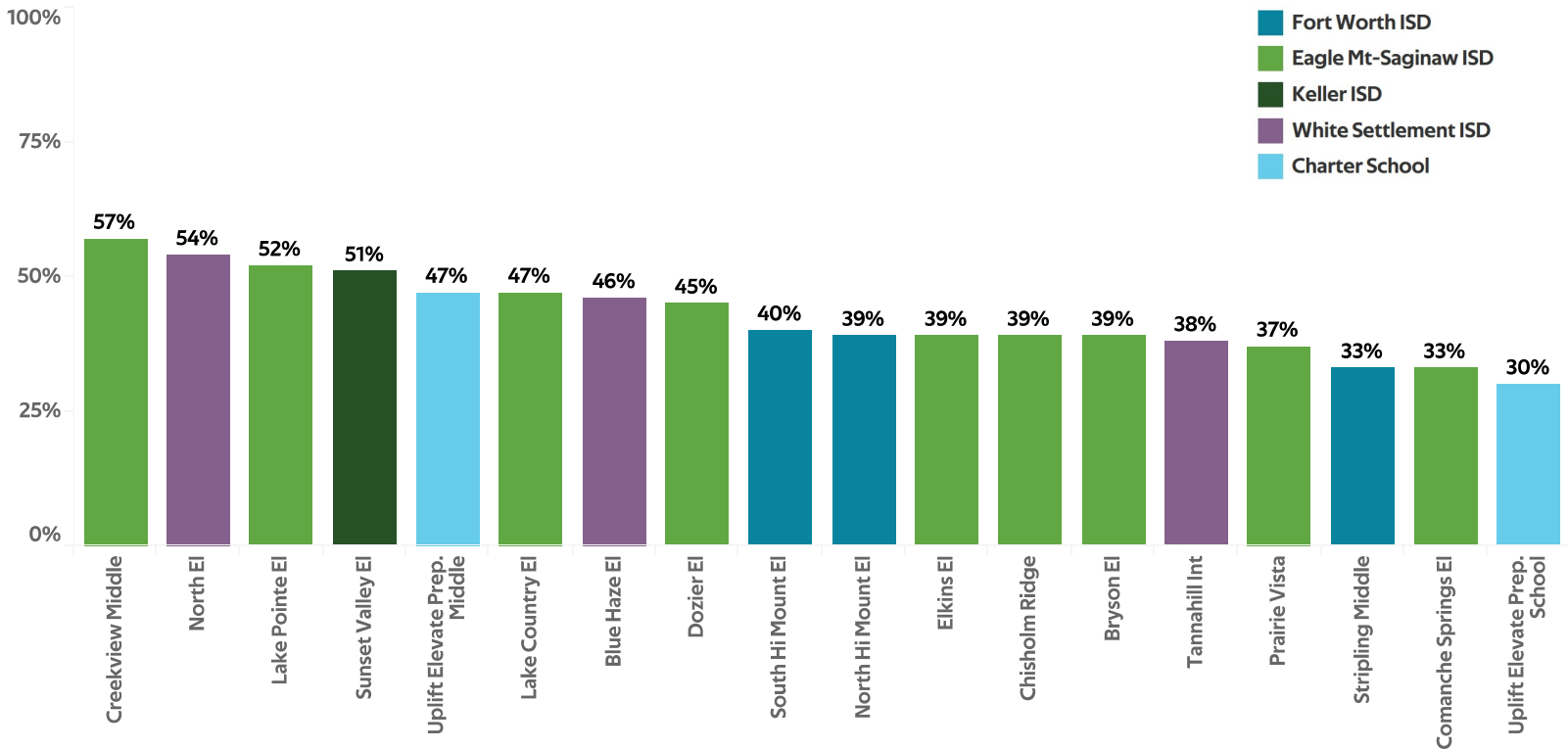


Student Achievement Annual Data Comparison for STAAR 3-8 Exams

Students met grade-level standards 43% of the time on State of Texas tests (STAAR) for the 2022-2023 academic year in Grades 3-8 for Reading, Math, Science, and Social Studies. This represents a one percentage point decrease relative to Spring 2022.



Percentage of Students Meeting Grade Level Standard



Percentage Point Growth in Students Meeting Grade Level: 2022-2023

- +6 Uplift Elevate Prep. Middle
- +5 Uplift Elevate Prep. School
- +3 Bryson EI
- +2 North EI
- +1 Chisholm Ridge
- 0 Prairie Vista
- 0 Sunset Valley EI
- 0 Tannahill Int
- 1 Creekview Middle
- 2 Dozier EI
- 2 Lake Country EI
- 2 Stripling Middle
- 4 Blue Haze EI
- 4 Comanche Springs EI
- 5 South Hi Mount EI
- 6 Elkins EI
- 6 North Hi Mount EI
- 7 Lake Pointe EI

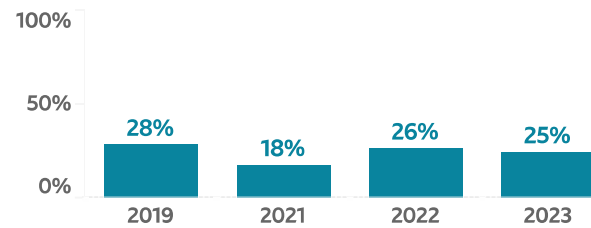
Fort Worth City Council District 8

City Councilmember: Chris Nettles

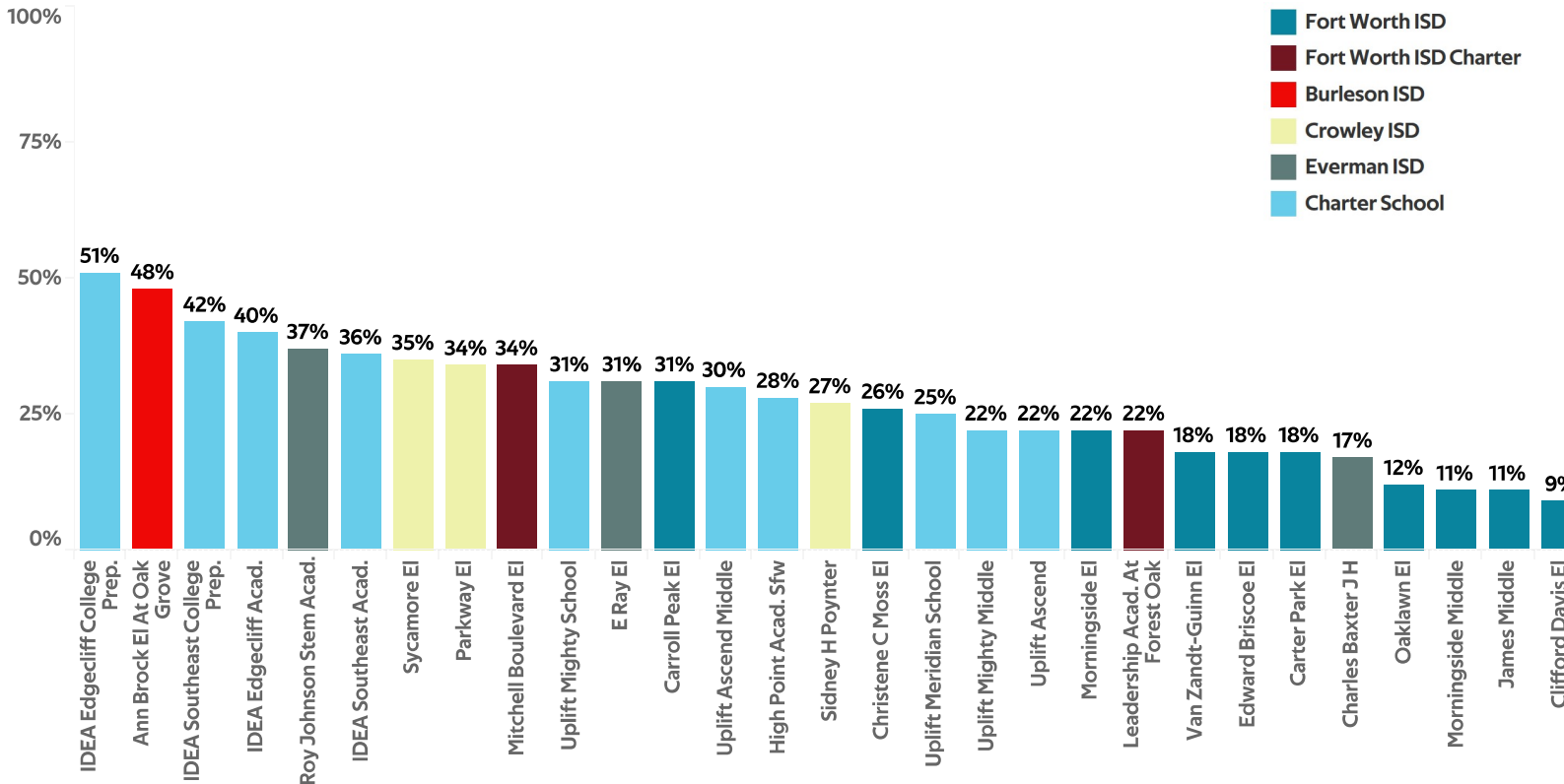


Student Achievement Annual Data Comparison for STAAR 3-8 Exams

Students met grade-level standards 25% of the time on State of Texas tests (STAAR) for the 2022-2023 academic year in Grades 3-8 for Reading, Math, Science, and Social Studies. This represents a one percentage point decrease relative to Spring 2022.



Percentage of Students Meeting Grade Level Standard



Percentage Point Growth in Students Meeting Grade Level: 2022-2023

- +7 Carroll Peak El
- +6 Uplift Mighty School
- +5 Mitchell Boulevard El
- +3 Christene C Moss El
- +3 Uplift Mighty Middle
- +2 Ann Brock El At Oak Grove
- +2 Leadership Acad. At Forest Oak 1 Sidney H Poynter
- +1 Uplift Ascend Middle
- +1 Uplift Meridian School
- 0 Van Zandt-Guinn El
- 1 Carter Park El
- 1 Parkway El
- 1 Roy Johnson Stem Acad.
- 2 Oaklawn El
- 3 IDEA Edgecliff College Prep.
- 3 Morningside Middle
- 4 E Ray El
- 4 High Point Acad. Sfw
- 4 Sycamore El
- 5 Morningside El
- 6 Edward Briscoe El
- 6 IDEA Edgecliff Acad.
- 6 James Middle
- 7 Clifford Davis El
- 7 IDEA Southeast College Prep.
- 7 Uplift Ascend
- 8 Charles Baxter J H
- N/A IDEA Southeast Acad.

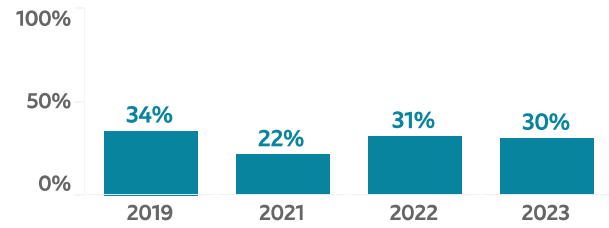
Fort Worth City Council District 9

City Councilmember: Elizabeth M. Beck

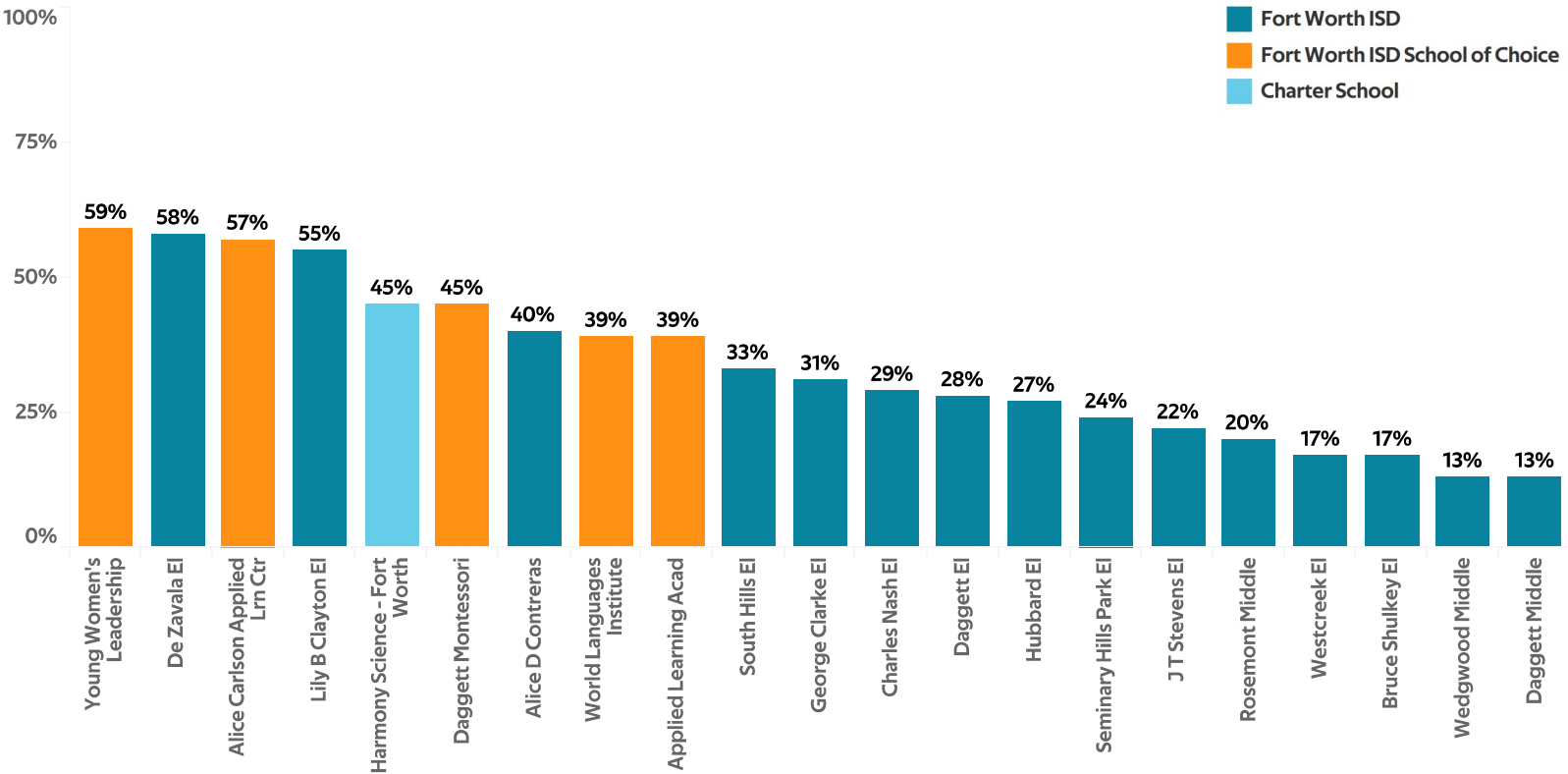


Student Achievement Annual Data Comparison for STAAR 3-8 Exams

Students met grade-level standards 30% of the time on State of Texas tests (STAAR) for the 2022-2023 academic year in Grades 3-8 for Reading, Math, Science, and Social Studies. This represents a one percentage point decrease relative to Spring 2022.



Percentage of Students Meeting Grade Level Standard



Percentage Point Growth in Students Meeting Grade Level: 2022-2023

- +9 De Zavala EI
- +6 Young Women's Leadership
- +5 Alice Carlson Applied Lrn Ctr
- +5 World Languages Institute
- +3 South Hills EI
- +2 Daggett EI
- +2 Hubbard EI
- 1 Harmony Science - Fort Worth
- 1 Wedgwood Middle
- 2 Alice D Contreras
- 2 George Clarke EI
- 2 Rosemont Middle
- 3 Daggett Middle
- 3 Lily B Clayton EI
- 4 Applied Learning Acad
- 4 Bruce Shulkey EI
- 5 Daggett Montessori
- 5 J T Stevens EI
- 6 Charles Nash EI
- 10 Seminary Hills Park EI
- 11 Westcreek EI

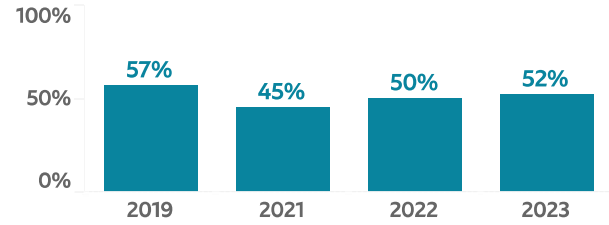
Fort Worth City Council District 10

City Councilmember: Alan Blaylock

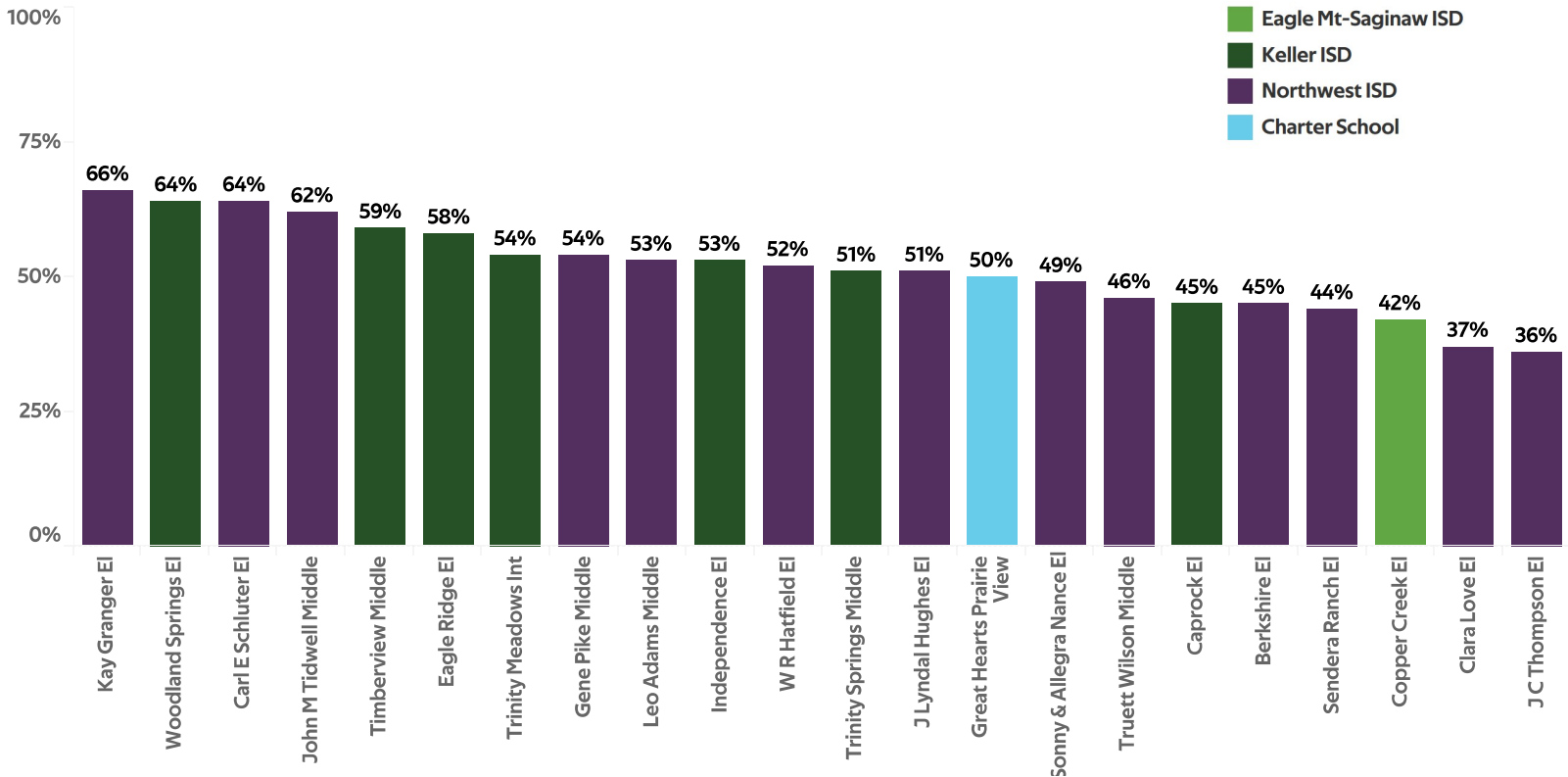


Student Achievement Annual Data Comparison for STAAR 3-8 Exams

Students met grade-level standards 52% of the time on State of Texas tests (STAAR) for the 2022-2023 academic year in Grades 3-8 for Reading, Math, Science, and Social Studies. This represents a two percentage point increase relative to Spring 2022.



Percentage of Students Meeting Grade Level Standard



Percentage Point Growth in Students Meeting Grade Level: 2022-2023

- +6 John M Tidwell Middle
- +5 Gene Pike Middle
- +5 Timberview Middle
- +4 Caprock EI
- +4 Leo Adams Middle
- +3 Kay Granger EI
- +3 Trinity Springs Middle
- +2 J C Thompson EI
- +2 J Lyndal Hughes EI
- +2 Truett Wilson Middle
- +2 Woodland Springs EI
- +1 Carl E Schluter EI
- +1 Trinity Meadows Int
- 0 Berkshire EI
- 0 Eagle Ridge EI
- 1 Clara Love EI
- 1 WR Hatfield EI
- 3 Copper Creek EI
- 3 Independence EI
- 4 Sendera Ranch EI
- 6 Sonny & Allegra Nance EI
- N/A Great Hearts Prairie View

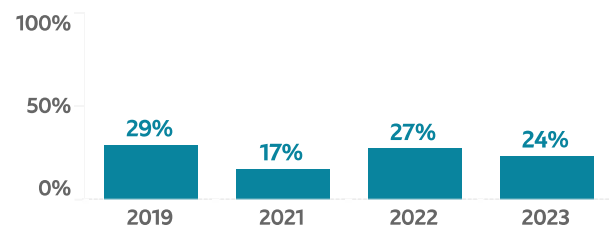
Fort Worth City Council District 11

City Councilmember: Jeanette Martinez

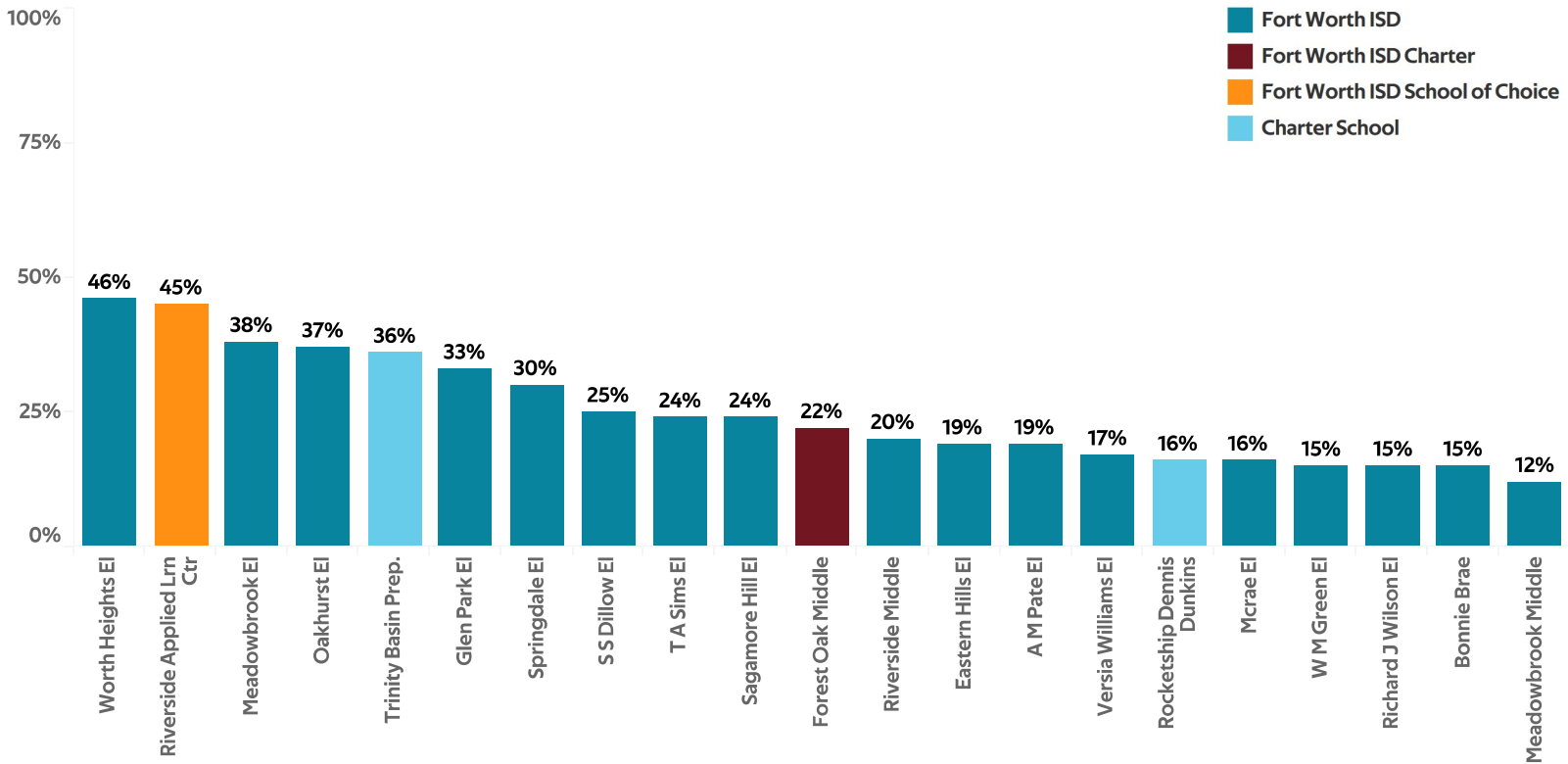


Student Achievement Annual Data Comparison for STAAR 3-8 Exams

Students met grade-level standards 24% of the time on State of Texas tests (STAAR) for the 2022-2023 academic year in Grades 3-8 for Reading, Math, Science, and Social Studies. This represents a three percentage point decrease relative to Spring 2022.



Percentage of Students Meeting Grade Level Standard



Percentage Point Growth in Students Meeting Grade Level: 2022-2023

- +6 S S Dillow EI
- +4 Riverside Applied Lrn Ctr
- +3 Riverside Middle
- 0 Worth Heights EI
- 2 Mcrae EI
- 2 TA Sims EI
- 2 Trinity Basin Prep.
- 4 AM Pate EI
- 4 Glen Park EI
- 4 Oakhurst EI
- 4 Sagamore Hill EI
- 5 Eastern Hills EI
- 5 Forest Oak Middle
- 5 Meadowbrook EI
- 5 Meadowbrook Middle
- 8 Richard J Wilson EI
- 8 Springdale EI
- 8 Versia Williams EI
- 9 WM Green EI
- 11 Bonnie Brae
- N/A Rocketship Dennis Dunkins

Appendix

General Notes

- Percentages indicate the percentage of assessments that received a 'Meets Grade Level' or above performance standard, across all 3-8 STAAR exams taken within a school or Council District.
- Enrollment data is from School Year 2022-2023 Student Program and Special Populations PEIMS Reports, as reported by TEA.¹

STAAR Redesign

- Beginning with the Spring 2023 administration, STAAR was redesigned to align more closely with effective classroom instruction. TEA has released a number of resources about the Redesign and the implications.² Most importantly, you should know:
 - ❖ **New types of test questions:** New, non-multiple-choice question types are more like the kinds of questions teachers ask in class and give students more ways to show understanding. The Redesign capped the points that can be earned by multiple choice questions to 75% of the available points.
 - ❖ **Evidence-based writing incorporated into reading language arts tests:** Combined reading and writing tests better support the interconnected way these subjects are taught and eliminate stand-alone writing tests for grades 4 and 7.
 - ❖ **Tests administered online:** Online testing supports all of the changes above, allows for accessibility tools, and provides faster test results to support accelerated learning. While more than 80% of test takers took STAAR online last year, 2023 was the first year tests were administered almost exclusively online, with exceptions for students with extenuating circumstances and accommodations.³
- The new redesign also led to scoring changes. Previously, each correctly-answered question was worth one point. Open-ended questions worth 2 or more points now give students the opportunity to earn partial credit for an answer. As in previous years, each student earns a raw score equal to the number of points earned. That raw score is converted to a scaled score that takes into consideration the difficulty level of each question and is more easily compared across test years. A scale-score system allows every test to have exactly the same level of performance required, even though the raw score needed to pass the test may vary slightly from year to year.⁴

¹ <https://tea.texas.gov/reports-and-data/student-data/standard-reports/peims-standard-reports>

² <https://tea.texas.gov/student-assessment/assessment-initiatives/staar-redesign>

³ <https://tea.texas.gov/about-tea/news-and-multimedia/news-releases/news-2023/tea-releases-2023-staar-end-of-course-assessment-results#:~:text=While%20more%20than%2080%25%20of,students%20with%20special%20education%20accommodations>

⁴ <https://teastudentassessments.zendesk.com/hc/en-us/articles/360040369652-Why-are-the-STAAR-performance-standards-presented-as-scale-scores-rather-than-raw-scores->

Geographic Boundaries

- For each City Council District, geographic boundaries were determined using maps from The City of Fort Worth⁵, overlaid with school site locations from TEA's School Locator Map.⁶
- The City of Fort Worth implemented new City Council District boundaries in Spring 2023, including the addition of 2 new City Council districts. For longitudinal Council District comparisons, all campuses are included as if they were always located in the current Council District, to allow for an apples-to-apples comparison.
- All public schools open in School Year 2022-2023, containing at least one grade level within 3-8 and located within the geographic boundaries of the council district were included in published test results, except for those registered for AEA (Alternative Education Accountability).
- All public schools open in School Year 2022-2023 and located within the geographic boundaries of the council district were included in enrollment counts regardless of grade levels or AEA designation.

Data Analysis

- STAAR and STAAR Spanish 3-8 raw data is from TEA's [texasassessment.gov](https://www.texasassessment.gov) portal.⁷ This released data is raw assessment data and is not comparable to accountability data tables or Texas Academic Performance Reports (TAPR) from TEA.
- School and Council District Data includes results from 3-8 STAAR subject exams (Reading, Math, Science and Social Studies). Results from STAAR 3-8 Alternate 2 exams or STAAR End of Course exams were not included in this analysis. STAAR performance standards relate levels of test performance to the expectations defined in the state-mandated curriculum standards, known as the Texas Essential Knowledge and Skills (TEKS). Cut scores distinguish between performance levels.⁸

⁵ <https://www.fortworthtexas.gov/government/districts>

⁶ <https://tea-texas.maps.arcgis.com/apps/webappviewer/index.html?id=51f0c8fa684c4d399d8d182e6edd5d97>

⁷ <https://txreports.emetric.net/>

⁸ <https://tea.texas.gov/student-assessment/testing/staar/staar-performance-standards>

Raw Conversion Table

- The table below details the number of points out of total points available that a student needed to earn to receive a “Meets Grade Level” Performance Level.⁹

	Reading		Math		Science		Social Studies	
	English	Spanish	English	Spanish	English	Spanish	English	Spanish
3rd Grade	28/52	32/52	21/37	21/37				
4th Grade	27/52	32/52	23/40	23/40				
5th Grade	31/52	33/52	24/42	24/42	25/39	25/39		
6th Grade	30/56		24/43					
7th Grade	33/56		26/46					
8th Grade	30/56		26/48		25/46		30/49	

To search for student population information, test scores, accountability ratings and other information by school name visit txschools.gov.

⁹ <https://tea.texas.gov/texas-schools/accountability/academic-accountability/performance-reporting/2022-2023-staar-raw-score-conversion-tables>

Fort Worth Education Partnership's mission is to support, invest in, and coordinate opportunities that increase access to a high-quality education.

